

Otway Modular Sofa
Johanna Elliptical Table & Armchair
Designed by Justin Hutchinson for Kett

KETT

Exclusive to

coshliving

Collingwood 03 9281 1999
Cheltenham 03 9532 0464
Sydney 02 9317 3011
Brisbane 07 3254 0000
Perth 08 9415 2522

www.coshliving.com.au

home DESIGN

FOR THE WAY *YOU* LIVE

FROM THE RUNWAY
INCORPORATE KHAKI INTO YOUR HOME

AMALFI COAST VIBES
MASTER THAT ITALIAN LOOK

USE PLANTS
TO STYLE YOUR INTERIORS

25
RUGS TO FINISH OFF YOUR SPACE

BATHROOMS & BEDROOMS

PERFECT THOSE ALL-IMPORTANT AREAS

Vol. 21 No. 6 AUS $11.95*
NZ $14.50 (Both incl. GST)
ISSN: 1327 - 3930
93
9 771327 393007

LIVING IN LUXURY

100% HAND MADE IN ITALY









www.sovereigninteriors.com.au

• Complete Interior Design Service • Imported Italian Furniture • Lighting
• Sculptures • Artwork • Glassware • Accessories • Window Treatments

SOVEREIGN

INTERIORS









DELIVERY COUNTRYWIDE
Email: info@sovereigninteriors.com.au

GOLD COAST SHOWROOM
84 Upton Street,
Bundall QLD 4217
Tel: 07 5592 0161
Fax: 07 5592 0383

SYDNEY SHOWROOM
69 O'Riordan Street,
Alexandria NSW 2015
Tel: 02 9693 5780
Fax: 02 9693 5982

MY STORY COLLECTION

100% HAND MADE IN ITALY





www.sovereigninteriors.com.au

• Complete Interior Design Service • Imported Italian Furniture • Lighting
• Sculptures • Artwork • Glassware • Accessories • Window Treatments

SOVEREIGN
INTERIORS



DELIVERY COUNTRYWIDE
Email: info@sovereigninteriors.com.au

GOLD COAST SHOWROOM
84 Upton Street,
Bundall QLD 4217
Tel: 07 5592 0161
Fax: 07 5592 0383

SYDNEY SHOWROOM
69 O'Riordan Street,
Alexandria NSW 2015
Tel: 02 9693 5780
Fax: 02 9693 5982



Are you worried WINTER IS

THINK DOWELL **WINDOWS** AND **DOORS**

In an average Australian home, it is estimated 79-86% of heat gain and 46-61% of heat loss can be attributed to poor performing windows *(source: SWA Project 2012*)*.

It's little wonder that energy efficiency specifications now form part of the building design requirements included in the 'National Construction Code'. Therefore, it is crucial to consider the energy performance factors for windows and doors being installed in your home. The decision to include suitable energy efficient windows and doors in the design of your home may increase your comfort level significantly in both summer and winter.

Dowell Windows is mindful of varying housing energy requirements, modern design aesthetics and affordability when designing your home or renovation. For these reasons Dowell has developed three unique product ranges with optional energy performance configurations. The Dowell range consists of Dowell Residential, Dowell DesignerLine™ and Dowell ThermaLine™, to provide a range of window and door solutions to suit your specific requirements (product availability may vary by region).



COMING

To achieve optimal energy performance, the frame and glass configuration can be customised, starting with the standard ‘Dowell Residential’ frame and single glazed low-E glass, such as Viridian SmartGlass™ up to thermally insulated ‘Dowell ThermaLine™’ frame with (double glazed) high performance insulating glass units (IGU), such as Viridian Lightbridge™. Constructed with hard coat Low-E glass and inert gas fill as standard, a high insulating factor is assured, whilst maintaining a very high level of visual clarity and visible light transmission levels.

The Dowell Residential range offers the best value-for-money. It’s Dowell’s most comprehensive and versatile product range, able to support single glazing, low-E, tinted and double glazing (available as a product option). Dowell’s Residential range is a favourite due to the products cost advantage, versatility, reliability and easy maintenance.

For Architectural feature applications, Dowell’s DesignerLine™ range has it all, wide aesthetically pleasing frame, comprehensive colour range, robust (commercial) hardware and it’s available in both single and double glazed configurations. The flexibility in glazing configuration allows careful consideration to your homes living zones and overall project cost. The ‘Commercial’ hardware and structural features of Dowell DesignerLine™, allow for greater (height and width) panels and overall product size availability.

If you are thinking energy efficiency, architectural design, award winning and Asthma friendly, then you’re thinking - Dowell ThermaLine™. It’s the best in it’s class when it comes to energy efficiency. Achieving Uw (energy transfer) value as low as 1.7, Dowell ThermaLine™ high performance windows and doors will considerably increase your homes energy efficiency rating. Approved by the National Asthma Council - Australian Sensitive Choice program, the thermally insulated frame technology used in Dowell’s ThermaLine™ range reduces internal condensation, thus minimising the build up of mould or fungi spores that can effect health and people with respiratory issues.

Before you build or renovate, talk with your builder or a Dowell representative to determine the best energy efficient window and door solution for your home’s location, climate and window orientation. And live comfortably, all winter and summer.

DOWELL | 1300 882 188
www.dowell.com.au

MATT BLATT





Exclusive to Matt Blatt, our **United Strangers** range is full of surprising contrasts for interior style that's anything but ordinary.



WWW.MATTBLATT.COM.AU | 1300 628 835

ADELAIDE | ALEXANDRIA | BALGOWLAH | BLACKBURN | BUNDALL | CANBERRA | FITZROY | FORTITUDE VALLEY | OAKLEIGH | PADDINGTON | REGENTS PARK | RICHMOND

aspect
DESIGNS.COM.AU

Established since **1980**
WINNERS of over 30 MBA and HIA awards



Aspect Designs is a multi-disciplinary practice with a team of experienced and passionate individuals which allows us to provide a unique and comprehensive service. Translating our client's vision & self-expression into reality with this integrated approach & innovative design solutions has produced award-winning projects which have become a benchmark for the industry.

M 0418 460 714
aspectdesigns.com.au





EXCELLENCE IN DESIGN + PROJECT MANAGEMENT



This passion flows into our project management service where our high standards, attention to detail and construction expertise provides the client the peace of mind in knowing that their project is being created and managed professionally.
Contact us for your free no obligation discussion about your vision.

Aspect offers multi award winning, experienced, personalised and cost effective services covering:

- Site selection and appraisal
- Building Design + Documentation
- Interior Design
- Landscape Design
- Development and Construction Approvals
- Tenders and Builder selection
- Contract Administration + Project Management





DesignInitial

BRISBANE
Homemaker The Valley North,
650 Wickham Street, Fortitude Valley,
QLD 4006 - T. (07) 3854 1688

GOLD COAST
Opening Soon

www.designinitial.com.au



The Design Initial experience is one to be remembered. Whether you require intelligent dining solutions to be the envy of your guests, or a recliner chair that evokes warmth and comfort, Design Initial has the answer. The result is one of sophistication and elegance that guarantees longevity and quality within your interior space.



DOORS THAT INVITE

SHOWROOMS THAT EXCITE





PERHAPS NOW THAT YOU CAN SEE SOME OF OUR ORIGINAL DESIGNS YOU CAN SEE WHY WE CLAIM WOODWORKERS OFFERS YOU MORE CHOICE IN STOCK RED CEDAR JOINERY THAN ANYBODY ELSE IN AUSTRALIA. TO FIND OUT ABOUT OUR BETTER PRICES HOWEVER YOU'LL HAVE TO CONTACT US AT WOODWORKERS.COM.AU OR VISIT OUR SHOWROOMS



PRICES THAT DELIGHT

THE WOODWORKERS COMPANY
since 1928

BRISBANE
1095 Ipswich Rd
Moorooka 4105
☎ 07 3848 1383

GOLD COAST
Warehouse Road
Southport 4215
☎ 07 5571 0088

SUNCOAST
53 Wises Road
Maroochydore
☎ 07 5479 0999

SYDNEY
2 Sydenham Rd
Brookvale 2100
☎ 02 9938 4999

www.woodworkers.com.au
sales@woodworkers.com.au

www.sydneywoodworkers.com.au
sales@sydneywoodworkers.com.au

TRY TO LEAVE
YOUR MARK.

BAXAB

Concrete Resurfacing Systems presents Baxab, the hardest wearing continuous micro-topping for walls and floors.

2-3mm trowel applied, polished concrete layer on almost any existing surface.

Seamless, water resistant, quick installation, indoors, outdoors and wet area applications.

Nothing so thin is so hard.*

(*) Topcret ensures a 120 N/mm2 surface hardness.

PROVEN WORLDWIDE:

ARGENTINA	GHANA	PANAMA	USA
BRASIL	GREECE	RUSSIA	UK
COSTA RICA	ITALY	SPAIN	UKRAINE
DOMINICAN REP.	MEXICO	SWEDEN	VENEZUEL

Concrete Resurfacing Systems

1300 13 90 92

www.crsinfo.com.au

Showroom by appointment:
Unit 5/40 Ricketts Rd, Mt Waverley VIC



Terrazzo Floors

Polished Concrete

Seamless Concrete overlays

Trowelled micro toppings

Epoxy Floors

Concrete Resurfacing Systems help residential and commercial clients achieve their DREAM FLOORS.

Whether you require a traditional terrazzo finish or a seamless contemporary trowel applied micro topping, the team at Concrete Resurfacing Systems provide the best concrete treatment to achieve the finish and function you desire.

With over 20 years experience in the industry, we source products from around the world to ensure the best systems and products are available.

We are based in Melbourne, however, undertake projects Australia wide.

Give us a call to discuss your project or for more inspiration visit our showroom.



EXPRESS YOUR FREEDOM TO MOVE WHEN YOU WANT IN FIVE VARIOUS CONFIGURATIONS

The Glam transforms your experience of the sofa and introduces innovative materials that capture your attention immediately. It is marked by the total absence of rigid division between right and left, front and back.


MILANO
140 Parramatta Road, Ashfield NSW 2131 | 02 9799 5499
www.milanofurniture.com.au

Chazelles

20 YEARS
AUSTRALIA'S MOST
CELEBRATED FIREPLACES



Add a touch of elegant French flavour to your home this winter

www.chazellesfireplaces.com.au









Single, double and triple sided models available.

Chazelles Fireplaces feature the unique dual opening door system for lateral and vertical door openings. Enjoy the warmth and glow of an open fire by sliding the glass door up and out of view or slide the glass door down and the unit will revert immediately to the efficiency and safety of a slow combustion wood fire.

Call or visit our website to find the dealer nearest you:

Head Office & Showroom: 396 Princes Hwy, St Peters NSW 2044 Tel: 02 9550 6290

TEMPEST 3.5 seater sofa + chaise
in natural fabric

FABIO occasional tables in white rattan

SARI CASA bar stools in clear lacquer / rattan

CELEBRATING 40 Years
SINCE 1979





ozdesign furniture

EST. 1979





visit us in-store or shop ozdesignfurniture.com.au

COLLECTIONS AVAILABLE IN STORE & ONLINE ANYWHERE ANYTIME AUSTRALIA WIDE SHIPPING













CONTENTS

VOL. 21 NO. 6

REGULARS

26 **Editor's Letter**

28 **Credits**

UP FRONT

30 **Design Society**
News from the design world

32 **Style Source**
What's trending now

42 **From the Runway**
From the catwalk to your home

43 **Book Reviews**
Our pick of the best reads

44 **In Profile**
Designers on show

51 **Luxe to Less**
Coffee tables for every budget

54 **Moodboard**
Interior inspiration

56 **What's Hot**
Design trends from the experts

FEATURES

58 **Hot List**
Rugs for every room

147 **Creative Space**
Artists, galleries and online spaces

182 **Windows, Doors and Skylights**
Exterior essentials

192 **Bedrooms**
Add style to your boudoir

200 **Home Technology**
Get with the times













HOUSES & APARTMENTS

64 **OP9 House**
White, bricks and curves

74 **The Duke**
Modern architecture

84 **Kirribilli Residence**
Regency home on Sydney Harbour

94 **The Residence**
The right amount of quirkiness

104 **Apartment in Born**
Kaleidoscope of colour

114 **House of Contrasts**
Bringing the wow factor

124 **Dream Home**
Bold and beautiful

130 **Treetops Estate**
Bright and spacious

KITCHENS & BATHROOMS

158 **What's Cooking Good Looking**

162 **An Entertainer's Delight**

163 **Sense Of Flow**

164 **Green Warrior**

166 **Twisting the Timeless**

168 **Kitchen Indulgence**

170 **Modern European Style**

172 **Bathroom Bliss**

OUTDOOR LIVING

210 **Outdoor Retreat**
Stunning outdoor space

214 **No Fuss**
Contemporary family garden



ed's fave

CLOCKWISE FROM FAR LEFT
Clark Bardsley Cloud pendant light. ***clarkbardsleydesign.com***
LOHALS rug.
ikea.com/au
Compose three-seater sofa by Muuto.
livingedge.com.au
Black Olive paint.
haymespaint.com.au



ed's LETTER

During my honeymoon across Europe, we stayed at a few "design hotels" that naturally featured some cutting-edge interior styling. Do you ever stay at a hotel and think, "I'd love to do something similar in my home"? In our style source section this issue, we take a look at how to achieve that luxurious hotel look at home. Speaking of European vacations, we've been inspired by the breathtaking Amalfi Coast and in another style source, we show you how to master that unmistakable Italian style. Bellissimo!

A rug can fulfil many functions in your interiors. It can add colour or pattern, cover bare or cold floors and can make a room feel warmer or more cosy and soft underfoot. It can also help divide or section off spaces in your home, such as a reading nook or a place for the kids. In Hot List this issue, we showcase 25 rugs to suit every taste, budget and style.

Now for the bedroom. As our features writer Carrol Baker so aptly puts it, "The contemporary bedroom is a place of rest, where you can spend time in solitude or with those you love." And it's that idea of using it as a space where you can spend time that indicates it must be functionally and visually pleasing. In our bedrooms feature, we show you how to get the best out of these special spaces. First port of call: create a moodboard and gather colours, textures and looks that appeal to you.

Finally, whether you have a big or small budget to play with, we have you covered with the latest coffee tables for your lounge room.

April

April Ossington
Editor

ON THE COVER

Dalecki Design's
The Duke



FOLLOW US
facebook.com/homedesignmagazine
@homedesignmagazine_au

SUBSCRIBE NOW Subscribe to *Home Design* or renew your subscription at ***universalshop.com.au***
Home Design is also available on iPad through the Zinio app. For access by PC, visit ***zinio.com***

HEATSTRIP®

WALL MOUNTED NATURAL GAS HEATER (TGH34WN-2)

A stylish addition to any outdoor area where natural gas is preferred.



- Stylish, robust and elegant solution for your outdoor area
- 34MJ high heat output, 4 tile commercial quality ceramic burner
- **NEW** Electronic finger-pull controls for easy ignition and turn-off
- **NEW** World class wind rating of 16 km/hr
- Attractive grille design and reflector included as standard
- **NEW** Constructed of Stainless Steel with high temperature paint coating for maximum corrosion protection
- Suitable for residential and commercial applications
- LPG model also available

RRP $679

HEATSTRIP® is an award winning range of electric & gas heaters.



HEATSTRIP® Portable LPG Heater



HEATSTRIP® Intense Infra-Red Heater



HEATSTRIP® Intense Infra-Red Heater



HEATSTRIP® Elegance Outdoor Heater



HEATSTRIP® Classic Outdoor Heater



HEATSTRIP® Max Outdoor Heater

heatstrip.com.au

Editor April Ossington
Writer Stephanie Russo
Intern Fabiola Ariza
Sub-Editor Michelle Segal
Contributors Louise Smithers, Nishi Amaratunga, Karsha Green, Carrol Baker, Kate Wagner, Fiona Michelon
Designer Natasha Michels

Advertising Sales Managers
Advertising Enquiries & Bookings
NSW: Anthea Hamilton
P: (02) 9887 0311 M: 0414 319 271
E: *ahamilton@umco.com.au*
Mandy Ahrens
(02) 9887 0369; 0411 424 072
E: mahrens@umco.com.au
Vic, SA & Tas: Natalie Grosso
(Business Development Advertising Consultant)
M: 0420 477 422
E: ngrosso@umco.com.au
Vic: John Oliver
(Kitchen, Bathroom & Heating Category Specialist)
P: (03) 9694 6430 M: 0417 316 820
E: *joliver@umco.com.au*
Qld: Lynn Hill
P: (07) 3351 8725 M: 0488 424 232
E: *lhill@umco.com.au*
Directories & Programs: Angela Jevdich
P: (02) 9887 0641
E: *ajevdich@umco.com.au*
Advertising Production William West
Advertising Art Director Martha Rubazewicz
Publisher Janice Williams

Editorial Enquiries
homedesign@umco.com.au

Circulation Enquiries
Sydney head office (02) 9805 0399

UNIVERSAL MEDIACO

Chairman/CEO Prema Perera
Publisher Janice Williams
Chief Financial Officer Vicky Mahadeva
Associate Publisher Emma Perera
Finance & Administration Manager James Perera
Circulation Business Development Manager Mark McTaggart
Creative Director Kate Podger
Marketing & Acquisitions Manager Chelsea Peters

STRATEGIC PARTNERS
Australian Architecture Association
International Green Interiors Awards

Home Design Vol. 21 No. 6 is published by Universal Magazines, Unit 5, 6–8 Byfield Street, North Ryde NSW 2113. Phone: 02 9805 0399, Fax: 02 9805 0714. Melbourne office, Level 1, 150 Albert Street, South Melbourne Vic 3205 Phone: 03 9694 6444, Fax: 03 9699 7890. Printed in Singapore by Times Printers, timesprinters.com. Distributed by Gordon and Gotch, Sydney. Distributed in Singapore and Malaysia by CARKIT (FE) Pte Ltd, Singapore, Phone: 65 62821 960.
This book is copyright. Apart from any fair dealing for the purpose of private study, research, criticism or review as permitted under the *Copyright Act*, no part may be reproduced by any process without written permission. Enquiries should be addressed to the publishers. The publishers believe all the information supplied in this book to be correct at the time of printing. They are not, however, in a position to make a guarantee to this effect and accept no liability in the event of any information proving inaccurate. Prices, addresses and phone numbers were, after investigation, and to the best of our knowledge and belief, up to date at the time of printing, but the shifting sands of time may change them in some cases. It is not possible for the publishers to ensure that advertisements which appear in this publication comply with the Competition and Consumer Act 2010 (Cth) and the Australian Consumer Law. The responsibility must therefore be on the person, company or advertising agency submitting the advertisements for publication. While every endeavour has been made to ensure complete accuracy, the publishers cannot be held responsible for any errors or omissions.
*Recommended retail price.
ISSN 1327-3930 Copyright © Universal Magazines MMXIX
ACN 003 026 944
umco.com.au
Please pass on or recycle this magazine.
We are a member of
PublishersAustralia
media that engages

COTSWOLD

InOut Furniture



SYDNEY
02 9906 3686

BRISBANE
07 3252 8488

MITTAGONG
02 4872 2585

sales@cotswoldfurniture.com.au - www.cotswoldfurniture.com.au

design SOCIETY

Our pick of the latest and greatest

Edited by Stephanie Russo

IKEA LAUNCHES AUSTRALIA'S FIRST TAKE-BACK SERVICE

In exchange for a voucher, Sydneysiders can now give their unwanted IKEA furniture a second life by taking it back to the store to be sold on to a new customer. Recent research suggests Australians are becoming increasingly wasteful, with more than half of the population throwing out furniture in the last 12 months, even though a quarter would have kept it if they knew how to repair or reuse it. Now the perfect solution is available to us all. *ikea.com/au*



FOLLOW US

facebook.com/homedesignmagazine
@homedesignmagazine_au



THE FRANCIS SOFA BY CURIOUS GRACE

We could all use a bit of a lie-down — preferably on this gorgeous sofa. Combining retro elements with contemporary design, the Francis sofa is at once timeless and completely current in style, making it ideal for the modern-day home. Designed and made in Melbourne, the sofa adds a soft-spoken elegance to any space.



MASTERY BY CROWN GROUP

Crown Group chairman and CEO Iwan Sunito has officially unveiled the much-anticipated development Mastery by Crown Group, which will see Sydney's Waterloo become a precinct of architectural greatness. Inspired by designs from Japan, it's set to rival developments throughout the world's grandest cities. Apartment sales for Mastery by Crown Group began late last year, with construction scheduled for completion in 2021. The unforgettable designs have taken our breath away. Design enthusiasts, take note!



DEKTON® BY COSENTINO RANGE

Cosentino has introduced six new surfaces in its Dekton® range to the Australian market. Four colours in the Industrial Collection emulate the raw complexity of concrete and two colours in the Natural Collection reproduce the elegance of natural stone. The new hues are based on global trends in the industry, while offering the advanced properties of the high-performance quartz surface. Luxe materials such as a Cosentino countertop will provide the perfect touch to your kitchen.



HOMEAWAY HOLIDAY RENTAL AWARDS

Each year, the HomeAway Holiday Rental Awards recognise Australia's greatest holiday homes and celebrate the thousands of unique rentals available to travellers. HomeAway has announced Rotten Point House on the Great Ocean Road as the winner of the 2018 People's Choice award, as voted by the Australian public. The awards showcased a beautiful and eclectic mix of properties, from a country retreat among the vines in Red Hill, Victoria, to a romantic rural hideaway on a cattle farm just outside of Canberra and a pod-shaped home in Agnes Waters, Queensland.

fima | CARLO FRATTINI®
rubinetterie

MADE IN ITALY

SPILLO TECH

FINE ITALIAN CRAFTSMANSHIP

bathe

world's finest bathroomware

@BATHEAUSTRALIA

WWW.BATHE.NET.AU | 13000 BATHE



Helio Prisma modern lighting, $550. *shop.nichemodern.com*



Elle oval mirror, $910. *globewest.com.au*



Velvet petite indigo cushion, $77. *thedesignhunter.com.au*



Koket Kelly sofa, POA. *covethouse.eu*



Kelly bedside table by Emmanuel Gallina, POA. *poliformaustralia.com.au*

HOLIDAY AT **HOME**

Bring luxury hotel style home and create the ultimate staycation

Edited by Stephanie Russo



Essential Home Collins dining chair, POA. *covethouse.eu*



Greta barstool, $450. *globewest.com.au*



Taj Checker dining table, $3570. *globewest.com.au*



Crackle side table, POA. *covethouse.eu*



Amelie curved side table, $610. *globewest.com.au*

danish red

Dining room functionality



Seating from 8 to 20!

The Skovby SM27 extension dining table has room for eight people in its basic position. It includes three extension leaves under the table top and with an extra set of three leaves can extend to seat up to 20 people.

skovby
Excellent Dining Rooms

www.danishred.com.au

Danish Modern and Vintage Furniture
Showroom located at | 1181 High St | Armadale | VIC | 3143
03 9822 8869 | Opening hours – Monday to Saturday 10-4:30 | Sunday 11-3

BRING THE OUTDOORS IN

Looking to add a touch of greenery to your home decor? We've got you covered

Edited by Stephanie Russo

Stone Astrid hanging planter, from $29. *lorrainelea.com*

Large hanging planter in black, $175. *lightly.com.au*

Artificial string of pearls plant, $29. *mattblatt.com.au*

Artificial sky bird plant (set of two), from $319. *zanui.com.au*

Medium butterfly orchid with round pot (two stems), $59. *thedesignedit.com.au*

Medium green Palm Springs planter, $104. *lightly.com.au*

Tall plant stand, $88. *bendo.com.au*

Artificial green *Calathea fasciata*, $147.95. *zanui.com.au*

Agaves in jars (set of two), $39. *thedesignedit.com.au*

Nest stand, $170. *ivymuse.com.au*





Here's Looking At You Kid!

You won't be able to take your eyes off this beautiful 100% wool carpet, Casablanca, made right here in Melbourne. Contemporary, yet practical in all situations.

Begin a beautiful friendship with Prestige Carpets. www.prestigecarpets.com.au or (03) 9794 9044

PRESTIGE
CARPETS

Baltic rug by Brabbu, POA. *covethouse.eu*

Brae European pillowcase, $39.95. *countryroad.com.au*

Navy pillow, $29.95. *tkmaxx.com.au*

Five pouf in Remix 773 by Muuto, POA. *livingedge.com.au*

Cayce porcelain vase set, $69.95. *sheridan.com.au*

IN THE **NAVY**

Embrace the darkness and add a touch of dramatic luxe to your space

Edited by Stephanie Russo

Havana mosaic side table, $329. *potterybarn.com.au*

Luma hand towel, $19.95. *countryroad.com.au*

Compose three-seater sofa by Muuto, $6040. *livingedge.com.au*

Lucille dining chair, $425. *globewest.com.au*

Azule Lovers picnic set, $39.95. *sunnylife.com.au*

Billie storage basket, $59.95. *countryroad.com.au*

TROPICANO
Collection



GREEN WORLD
GRAND CHAMPION 2018

Exclusive to
FortyWinks

P.G.T. RECLAIMED®
since 1998
www.pgt-reclaimed.com.au

CIAO BELLA

Turn any space into a dreamy Amalfi Coast oasis — for much less than an airfare

Edited by Stephanie Russo



Jute natural yellow rug by Network Rugs, $140.
templeandwebster.com.au



Basil Bangs beach umbrella in Buttercup, $259.
fentonandfenton.com.au



Vintage Barnacle pot, $260.
fentonandfenton.com.au

Festoon II 20 LED light kit in black, $169.
beaconlighting.com.au



Painted stripe cushion in Sunset, $69.95.
ourlieu.com.au



Medium potted orchid, POA.
sweetpeaandwillow.com



Mint Japanese stoneware candle, $50.
fentonandfenton.com.au



Terrazzo pot (large), $180.
fentonandfenton.com.au



Walker display cabinet by Executive Equipment, $219.
templeandwebster.com.au

Wegner Plank easy chair, $539.
thedesignedit.com.au



Stone serving board by Tom Dixon, $160.
stemonline.com.au



Yellow Merricks baskets, $55.
satara.com.au

Introducing...

NEOLITH®

SINTERED STONE

a new way of thinking about shapes & spaces

Transforming imagination into functionality, Neolith's sintered stone is available in a wide range of styles and textures. Neolith is scratch, stain and heat resistant, making it suitable for the most demanding domestic and commercial applications both indoors and out.

for more surfaces and information visit **www.neolith.com.au**

NEOLITH BETON | FEATURE WALL + FLOOR | ARCHITECTURE BY WORKROOM



Blanco Carrara | Calacatta | Estatuario | Strata Argentum | Concrete Taupe | Krater | Zaha Stone | Aspen Grey

CDK STONE

VIC	VIC Showroom	NSW	NSW Showroom	QLD	SA	WA
03 8552 6000	03 8552 6090	02 9822 5155	02 9822 5910	07 5537 3222	08 8340 2877	08 6240 2200

W www.cdkstone.com.au **E** info@cdkstone.com.au cdkstone

VA-VA-**VOOM!**

Your powder room is a place guests will remember, so it's important to give it proper attention

Edited by Stephanie Russo



Lucia toilet-roll holder, from $70. *abey.com.au*



Nisa soup pump, $39.95. *countryroad.com.au*



Utopia linear pendant by Kelly Wearstler, POA. *montauklightingco.com*



Cleanse liquid wash, $46. *theseeke.com*



Post-Poo drops, $29. *aesop.com/au*



Staten freestanding toilet caddy in matt black, $289. *jamiej.com.au*



Emirates One&Only Wolgan Valley candle, $69. *atelierlumira.com*



Brooklyn robe hook in matt black, $69. *jamiej.com.au*



Faux *Cymbidium* orchid with pot by Florabelle, $479. *templeandwebster.com.au*



Square chrome freestanding bath mixer, $729. *meir.com.au*



Dakota porcelain ceramic tile, POA. *ambertiles.com.au*



Jenny Mclean Royal Excellency seven-piece bath linen set in charcoal by RANS, $79. *templeandwebster.com.au*



Loft storage, $49.95. *countryroad.com.au*



Ultimate
Kitchens & Bathrooms
As individual as you

Stress-free kitchen and bathroom renovations, from concept to completion.

Showroom conveniently located at:
1035 Burke Road, Hawthorn East Vic 3123
Phone: 03 9882 4103
www.ultimatekitchens.com.au

With just one call ... see your dream kitchen, luxurious bathroom or entire home renovation realised.

At Ultimate Kitchens & Bathrooms our experienced designers will listen to your needs and work to your budget to turn ideas into a stunning design. We will design, manufacture and manage your renovation from beginning to end.

Simply call Ultimate Kitchens & Bathrooms on 9882 4103 and let us show you what is possible using our 3D design program.





Wabi-Sabi in Moss Green, POA. *jennyjonesrugs.com*



Balthazar macramé 45x45cm cushion, $185. *globewest.com.au*



Niwa outdoor chair, POA. *einrichten-design.de*



Our look is inspired by the Maaji runway show at the 2018 Paraiso Fashion Fair in Miami Beach, Florida, USA. *maajiswimwear.com*

KHAKI **MAGIC**

We make the case for khaki as 2019's most hard-working, versatile and timeless colour in the home

Edited by Stephanie Russo



Green backpack, $139. *bagybags.etsy.com*



European 100 per cent linen round cushion, $99. *curiousgrace.com.au*



John three-seater sofa in Peridot Olive, $1049. *brosa.com.au*



Juno Conrad sofa chair, $1790. *globewest.com.au*



Super-soft reversible throw, $219. *tollymcrae.co.uk*



Balthazar canvas ottoman, $590. *globewest.com.au*

BOOK CLUB

Expand your horizons with ...

Words Stephanie Russo



THE GARDENS OF BUNNY MELLON
LINDA JANE HOLDEN
VENDOME PRESS | $60
Throughout her long and storied life, Rachel "Bunny" Mellon's greatest passion was garden design. She and her husband, Paul Mellon, one of the wealthiest men in the USA, maintained homes in New York, Cape Cod, Nantucket, Antigua, and Upperville, Virginia, and she designed the gardens at all of them. She also designed gardens for some of her dearest friends, including the Rose Garden and the East Garden at the White House, at the request of President Kennedy, and the gardens at both the Paris home and the château of couturier Hubert de Givenchy. All of these gardens are featured in *The Gardens of Bunny Mellon*, illustrated with Bunny's own garden plans, sketches and watercolors. Author Linda Holden's text is based on extensive interviews with Bunny before her death in 2014. With so many gardens to discover, there really is something for everyone.



STONED: ARCHITECTS, DESIGNERS, & ARTISTS ON THE ROCKS
THIJS DEMEULEMEESTER
LANNOO PUBLISHERS | $65
Natural stone lovers, or those simply looking to embrace new textures, will eat up interior design journalist Thijs Demeulemeester's sublime tome. The book offers a visual exploration of the new "stone age" of trendsetting architects, artists and designers in Europe and beyond. *Stoned* discovers the process of mining and stone picking for finished objects and interiors, uncovering the marble revolution. Featuring work from Olivier Theyskens, Pierre Yovanovitch, Glenn Sestig, Muller Van Severen, Bas Smets and Pieter Vermeersch, the book uncovers the most beautiful marble projects. Add this visual delight to your library stat.



LEAF SUPPLY: A GUIDE TO KEEPING HAPPY HOUSE PLANTS
LAUREN CAMILLERI & SOPHIA KAPLAN
SMITH STREET BOOKS | $49.99
Paired with helpful illustrations, *Leaf Supply* is at the top of our must-read list for first-time homeowners and plant lovers. Sydney-based authors Lauren Camilleri and Sophia Kaplan want you to fall in love with indoor gardening. The book profiles and provides comprehensive (but easy-to-follow) care instructions for 100 house plants, including tropical plants, palms, hanging plants, succulents, cacti and more unusual varieties such as air plants and carnivorous plants, ensuring you learn and grow as your plants grow.

THE CONTEMPORARY HOUSE
JONATHAN BELL & ELLIE STATHAKI
THAMES & HUDSON | $49.99
Demand for space in cities the world over is higher than ever, and new buildings must meet stringent energy-saving requirements and negotiate myriad planning regulations. But the best new urban architecture suggests invention and innovation are as critical as ever. Featuring 70 ingenious home designs from around the globe, *The Contemporary House* explores the many ways in which architecture can enhance the experience of living in the city. The book also provides an insight into the conditions that shape the architecture of some of the world's major cities.

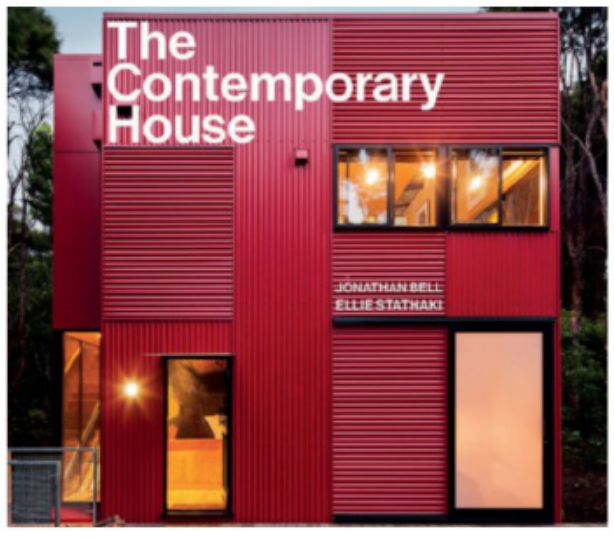

THE MEANING OF HOME: A PLACE TO BELONG
BRONNIE MASEFAU
SELF-PUBLISHED | $55
Master the art of styling with Bronnie's relatable and easy-to-execute guide. This year, Bronnie celebrates her 25th year in the interior design industry. To acknowledge this milestone, she has included an "all-in, heart-on-her-sleeve" reflection of her business journey so far. In this personal account, the designer openly shares her insights into the design industry, revealing both her wins and the areas in which she hopes to improve as she moves forward. It's especially perfect for aspiring designers.









PETER CEREDIG-EVANS

From the time he was a child, Peter never stopped painting. As he got older and discovered the likes of Picasso and Van Gogh, it was his passion for creating something unique that took him from hobbyist to artist

Words Karsha Green

At three years of age, Peter Ceredig-Evans' father created him an easel. When he was unable to get Peter away from it, it became clear he had a great interest in drawing. When he was older, and after seeing "Picasso's work in Barcelona and Van Gogh's vivid and textured paintings in London", Peter decided he wanted to create thought-provoking work that invites the viewer to question the subject matter and connect on a personal level. "I am in the industry now because of my changed passion for art," he explains.

Peter studied at the Bath School of Art and Design in England, where he was "given a studio and left to it". After graduating with high accreditations, he went on to complete his master's at Bristol. While he sold a few paintings at the age of 18, it wasn't until a gallery bought his end-of-year show and gave him representation that he became a professional artist. Peter has since worked with galleries across the UK, New York and Los Angeles, and he also works with interior designers and private buyers.

"I remember in my third week at art school. My tutor came into our studio (one of the four times I would see him in nine weeks) and told us that if we were struggling for inspiration, we should buy a few bottles of wine and see what happens. I knew then that I was in the right place," laughs Peter.

With a style that he describes as "floating in a space between abstraction and figuration", the artist aims to evoke feeling or narrative through his work. Whether it's drawing inspiration from something he's read or an emotion that he has felt, Peter takes an idea and visualises his experience by collaging its concepts into an image. Fascinated by artists such as Baselitz, Cecily Brown, Peter Doig and De Kooning, he likes to take risks in his work, using colours, lines, shapes, patterns and mark making to create a story on canvas.

"Having painted for most of my life, I know a lot about colour, paint properties, composition, line, texture and form, but these are just descriptions and rules — there is no formula for a masterpiece," says Peter. "It is this uncertainty and fragility that I love about painting and being an artist."

Working with large-scale canvases is what Peter loves best. One of his favourite projects to date was a 2.4m x 3m-wide piece for a large barn conversion in Surrey, England. Another piece that has become very popular with his audience is a painting titled *Wet Ground, Get Your Kit Off*. After first travelling to Australia, Peter visited some rock pools in Currumbin Valley, southern Queensland. He painted a few people in the surrounding bush observing the rock pool, capturing the moment they shared the beauty of the surrounding tropical landscape, the magic of the bush and the waterfalls. "This painting was more figurative and literal, aimed at what I want to do," says Peter.

Feeling incredibly lucky to do what he does, Peter continues to develop his skills and practice, aware of the challenges and frustrations that can come with being an artist. Through it all, however, he believes that: "If you are happy in yourself, then you are going to be better placed to positively impact others." And that he is intent on doing. **HD** *peterceredigevans.co.uk*



“EVOKING A FEELING OR NARRATIVE IS IMPORTANT TO ME AS IT IS THE UNDERLYING SUBJECT MATTER THAT DRIVES ME TO CREATE THE PAINTING IN THE FIRST PLACE” – Peter Ceredig-Evans





Redefining Surfaces.
Redefining Limits.

Dekton Ultracompact breaks
down architectural boundaries
and reimagines spaces
to become infinite.

We have redefined concepts
to create a revolutionary and versatile
material with a unique design,
format and resistance.



A product designed by COSENTINO®

Wall/flooring colour **Dekton Industrial Soke** NEW
Modules colour **Dekton Stonika Bergen** NEW

COSENTINO AUSTRALIA & NEW ZEALAND
Adelaide | Brisbane | Melbourne | Perth | Sydney | Auckland / Follow Us:

DEKTON®
designed by COSENTINO



Find out more about the **15 year Dekton warranty,**
look out inspiration and find resources at **www.cosentino.com**







BRIDGETTE MCNAB

A five-week evening art class sparked the most rewarding career that this portraiture artist could have hoped for

Words Karsha Green

Bridgette McNab was uncertain about her life's direction. She eventually decided to travel and try a variety of jobs to see what felt right. Twenty three years old and living in London, Bridgette enrolled herself in a five-week fine arts evening course at Central Saint Martins. Upon completing the course, it was suggested that students apply for the university program for practice purposes only, but Bridgette was unexpectedly accepted.

Art and drawing had been hobbies for Bridgette while growing up, but a simple acceptance letter was all it took to turn a beloved pastime into a thriving career. When the young artist realised this was her calling, Bridgette returned to Australia to complete a bachelor of fine arts at the National Art School in Sydney. Experiencing the common employment challenges that many art graduates face, Bridgette juggled two careers — artist and florist — to support herself. After another stint in London and developing her confidence and profile by entering art competitions and winning portraiture prizes, Bridgette chose Robin Gibson Gallery, an eclectic space in Darlinghurst, Sydney, to represent her in 2016. "If that acceptance letter had never come in the post, who knows where I would be now," says Bridgette.

Inspired by the aesthetics of French New Wave cinema, Bridgette describes her style as "figurative, colourful and graphic". While her career in floristry has influenced a portion of her work, she considers herself a portraiture artist first and foremost and enjoys exploring themes of femininity and the representation of women. Through the use of colour, a combination of painterly marks and stillness, as well as the creation of a sense of ambiguity, Bridgette utilises a mise-en-scène approach in her work, each piece informing the next as the entire show becomes a complete cinematic experience.

Infatuated with the freedom of the artist's studio, Bridgette most enjoys the highs and lows of the art-making process. While simply revelling in and trusting the process, she also understands the importance of momentum. No matter how unmotivated she feels, she will force herself to do something productive, whether it's drawing, writing or canvas prep, in order to keep the ideas and inspiration flowing.

"I love that when I step into the studio, I am in 'my' world — I call the shots, I make all the decisions and I am free to dive head first into a world of make-believe … there is something innately satisfying about doing something for the simple reward of improving," says Bridgette.

Bridgette's fascination with female representation is very clear in her portfolio of work. Favouring oil on canvas and polycotton, Bridgette's feminine portraiture demonstrates a combination of historical art techniques with contemporary colour and visuals. From the painful furrowed brow of *Grace* to the seductive eyes of *Simone*, Bridgette strives to create narrative within her work, without being sentimental. Her artworks will be showcased at the *Red, Yellow, Blue* exhibition at Boom Gallery in Newtown, Victoria, throughout October, and Bridgette's second solo exhibition, *A Kiss From a Rose*, will take place at Robin Gibson Gallery in December. **HD** *bridgettemcnab.com*



“IF THAT ACCEPTANCE LETTER NEVER CAME IN THE POST, WHO KNOWS WHERE I WOULD BE NOW” – Bridgette McNab





in profile







SPLENDOUR IN STONE

With a one-way around-the-world ticket tucked firmly in his pocket, Jordan Hill, founder of Splendour in Stone, embarked on a journey that would change his life

Words Carrol Baker

His wanderlust took him to far-flung exotic places, and he was captivated by the history and raw beauty of the countries he visited. "I immersed myself in places such as Machu Picchu in Peru and the pyramids of Giza. I was intrigued by the architecture, the detail of the craftsmanship and their history and culture," he says.

Jordan's travels ignited a passion in him to learn about ancient explorers and master stonemasons. He was both humbled and awed by the craftsmanship of stone structures from the ancient world. "I threw myself into this world of history and creativity and discovered a sense of belonging. From then on it's all been about stone," he says.

After his return, Jordan opened Splendour in Stone, a business that specialises in supplying natural stone paving and cladding for residential and commercial projects across Australia. Stone reflects the nuances of the natural world. Each piece is individual and unique, and when crafted into projects it takes on artistic form. "Stone has that effect; it's mesmerising and immersive. There is nothing quite like it," enthuses Jordan.

Splendour in Stone supplies granite, bluestone, limestone, slate, sandstone, quartz, travertine and porphyry. Popular choices in walling are Hotham, Blue Ridge and Buffalo, and his personal favourite is Stirling. "It's European-esque and reminds me of Tuscan villages," he says.

From modest beginnings in a small warehouse space, Jordan took a leap of faith, leasing larger premises, and the business has gone from strength to strength. He recently established a purpose-built showroom in Melbourne, which boasts a wide array of high-quality products sourced from all over the globe. Jordan is justifiably proud of what he's built. "The new showroom enables our clients to touch, feel and see how stone will be truly represented in their home," he says.

Future plans for Jordan include opening another showroom interstate, continuing to provide the same great products and service, as well as giving back more to the community. Going to work is a pleasure for this well-travelled and inspiring artisan. "I meet new people every day from all over Australia. I hear their stories, their ideas, and we become part of their dreams and visions," he says.

When asked about his philosophy on design and life, Jordan's reply is witty and wise. "On design ... simplicity is the ultimate sophistication," he says. "On life ... we need to open a bottle of vino and discuss this."

So why not pop into the showroom and let Jordan inspire you to bring your vision to life? **HD**

splendourinstone.com.au

UNDER $9000

LUXURIOUS PIECES THAT WILL STEAL THE SHOW



Echo coffee table, **from $3700.** *zuster.com.au*



Tati sofa table, **$4150.** *greatdanefurniture.com*



Pacific coffee table by Timothy Oulton, **$8925.** *cocorepublic.com.au*

SOMETHING FOR **EVERYONE**

We've rounded up the best coffee tables, suited to every style and budget

Edited by Stephanie Russo



Contour coffee table, **$3900.** *zuster.com.au*



Adeline cocktail table by Oly, **$3245.** *cocorepublic.com.au*



Inception coffee table by Timothy Oulton, **$8380.** *cocorepublic.com.au*



Jewel scalloped coffee table, **$3400.** *zuster.com.au*

UNDER $6000

CREATE A FOCAL POINT



Taj Dot coffee table, **$1950.** *globewest.com.au*



Savannah round coffee table, **$1495.** *globewest.com.au*



Tribute diamond-base coffee table, **from $1900.** *zuster.com.au*



Amara Ellipse coffee table, **$2065.** *globewest.com.au*

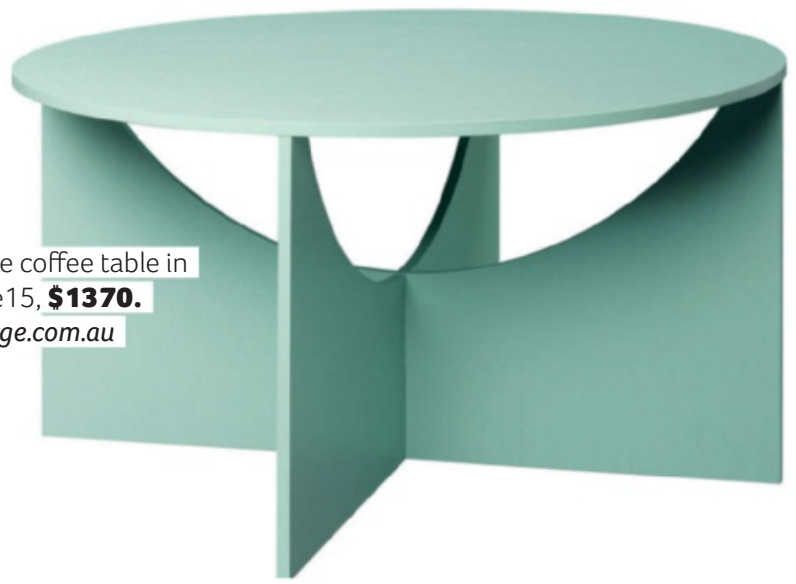

FK05 Charlotte coffee table in green by e15, **$1370.** *livingedge.com.au*



Contour semicircle coffee table, **$1950.** *zuster.com.au*



Geometric coffee table, **$999.** *westelm.com.au*



Havana coffee table, **$1464.** *zanui.com.au*

UNDER $800

UNIQUE PIECES THAT ARE INSANELY AFFORDABLE



Paloma concrete and timber coffee table, **$750.** *schots.com.au*



Nagoya coffee table, **$679.** *schots.com.au*



Amin mango wood coffee table by Innova Australia, **$289.** *templeandwebster.com.au*



Granada polished-concrete coffee table, **$199.** *jameslane.com.au*



Damon ring wood coffee table by Innova Australia, **$349.** *templeandwebster.com.au*



80cm round black Siena marble coffee table, **$349.** *templeandwebster.com.au*



Aikko coffee table, **$769.** *cranmorehome.com.au*



Miller coffee table by Innova Australia, **$699.** *templeandwebster.com.au*



Oia oak and marble round coffee table by Life Interiors, from **$599.** *zanui.com.au*

HEALTHY HOME, **HEALTHY YOU**

Turn your digs into a haven of wellness with a light, airy and breezy colour scheme

Edited by Stephanie Russo



1/ Vol.11 Colour Conscience Forecast. *haymespaint.com.au*
2/ Vittoria Mia four-seater sofa, $4610. *globewest.com.au*
3/ Apricot velvet Pea cushion, $89. *kipandco.com.au*
4/ Mix and match side table by GAN, POA. *chaplins.co.uk*
5/ White cherry blossom, POA. *sweetpeaandwillow.com*
6/ Flokati wool round rug, $329. *zanui.com.au*
7/ Vol. 11 Streamwood. *haymespaint.com.au*
8/ Flair 1 light pendant in white concrete, $79.95. *beaconlighting.com.au*
9/ Juno Florence sofa chair, $1330. *globewest.com.au*
10/ Pastel Lustre vases (set of three), POA. *audenza.com*
11/ Numa mini vase in natural cotton, $39.95. *villeroy-boch.com.au*
12/ Poppi side table, $89. *templeandwebster.com.au*
13/ Love Triangle (rose quartz), $99. *stonedcrystals.com*

5

6

7

8

9

10

11

12

13

FRESH + CLEAN

A crisp, uplifting look that proves less is definitely more

Edited by Fiona Michelon

One style that is never going anywhere is beautiful white on white, with mixed layers and textures.









1/ Husk 550mm pendant in matt white/ash. *beaconlighting.com.au*
2/ Avery Arch queen bedhead in white. *globewest.com.au*
3/ Tall plant stand in white. *bendo.com.au*
4/ Small handle pot in white. *thedesignedit.com.au*
5/ Cloud side table by Mr Frag. *thedesignhunter.com.au*
6/ Stripe outdoor sofa in white. *satara.com.au*
7/ Charlton wall light in white and hand-rubbed antique brass. *montauklightingco.com*
8/ Mud cloth throw. *safarifusion.com.au*
9/ *It's Oh So Quiet* original artwork by Amica Whincop. *theinteriorsassembly.com.au*
10/ Menu Yeh tall wall table. *norsu.com.au*
11/ Small marble candle vessel. *inoko.com.au*
12/ White homewares range. *ozdesignfurniture.com.au*
13/ Dune Beach cushion. *zanui.com.au*
14/ Terrazzo Tooth stump in white. *fentonandfenton.com.au*
15/ White Paper vase by Pepe Heykoop. *thedesigngiftshop.com*



Fiona Michelon
Fiona is a Sydney-based interiors and product stylist. The Australian director at Press Loft, she works closely with leading interiors brands













TRENDING **NOW**

To make your hunt for the perfect rug a little easier, we've rounded up our favourites for all budgets

Edited by Stephanie Russo

1/ Invite this loveliest of shades into your home for a sweet interior update that adds a wash of colour without overpowering the room. The pink La Quinta round cowhide leather rug adds subtle warmth, beautiful texture and an instant feeling of luxury. *templeandwebster.com.au*

2/ Elevate your interior style with the light-hearted patterning and soft colouring of the Tetria wool rug. Hand-tufted by skilled artisans in India for exceptional craftsmanship and quality, it features a smooth finish and a subtle pop of colour that makes it look expensive and luxe without the price tag. *zanui.com.au*

3/ Combining Soumak weaving and the Berber knot, the Ghan rug has an organic feel and a subtle pattern that's not overpowering. It's a minimalist's ideal rug, with just enough texture to make it warm and interesting. *armadillo-co.com*

4/ Style your place with the tasteful Parchment rug in All Spice, which is sure to stop your house guests in their tracks — literally! Inspired by the textures and richness of Western Australia's Kimberley region, it features tonal colour shifts and deconstructed layers that result in a rich, tactile work of art. *jennyjonesrugs.com*

5/ The handloomed cotton Chenille rug with embroidery will instantly liven up the aesthetics of any room. Whether you're looking to incorporate a bold new splash of colour or add dimension with new textures, this rug is your perfect match. *iansnow.com*

6/ Give your space a laid-back vibe with the Aura Arrow rug. Featuring a sleek design, it blends comfort and sophistication with ease. *globewest.com.au*









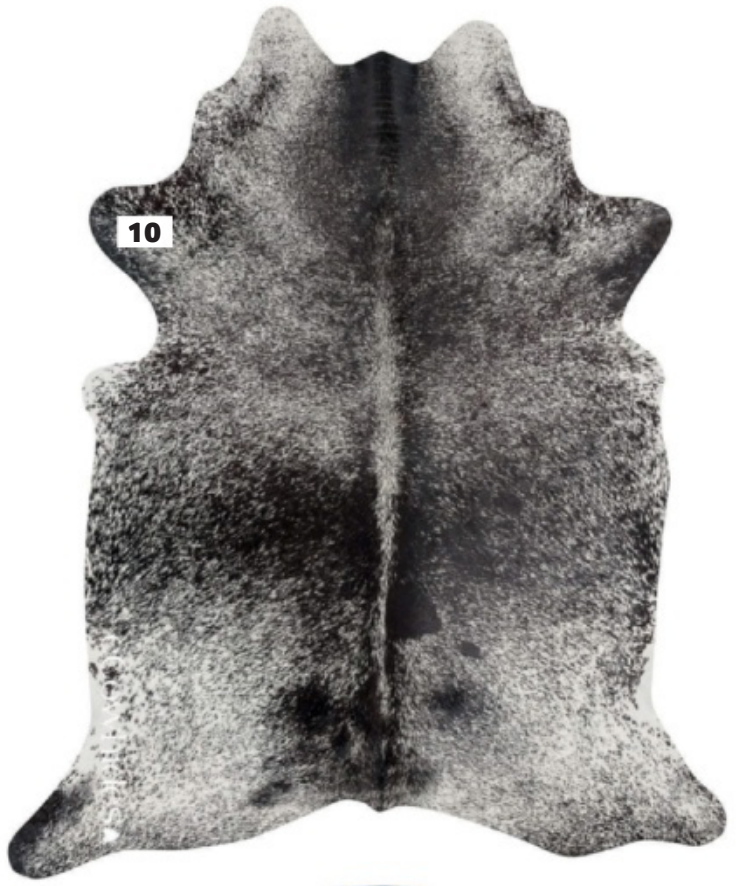











7/ Imagine the Ryka rug being the stunning new conversation piece of your home or office. Handwoven from a wool-cotton blend with tufting, the abstract design features a variety of colours and patterns blended to make a dynamic impact. *kasaustralia.com.au*

8/ Give your home the royal treatment with this Moroc rug. Referencing traditional Moroccan tile designs, the flat-weave rug is woven with a thick woollen yarn to give it an authentic feel. It's a statement piece that will shine in any space. *thedesignhunter.com.au*

9/ Hardwearing and affordable, the LOHALS rug is ideal for young families or people with pets. The darker tone hides imperfections while the jute is resistant to scuffs and scratches. *ikea.com/au*

10/ Ethically sourced, the Cowhide rug is hand-selected by The Design Hunter team for its unique qualities. If you're looking for the perfect durable, classic rug, look no further. This number is what you need. *thedesignhunter.com.au*

11/ For a big change, opt for vibrant hues or bold patterns, like with the Tribe rug, which proves you don't need to spend a small fortune to make a big impact in your home. *lightly.com.au*

12/ Give your interiors a fresh burst of colour with the stunning blue and yellow hues of the Kodiak modern round rug from Rug Culture. Made of heat-set polypropylene, the resilient rug is designed to withstand years of use in your home and elsewhere. *zanui.com.au*

13/ The Mamluk Jewels rug is sure to take your fancy. Linking the past and the present, Mamluk is a design rich in history, originating in the 15th-century Ottoman Empire. Although the rug is on the pricier side, it's an investment piece that is long-lasting and will stand the test of time. *jennyjonesrugs.com*

14/ Give your home a stylish update with the Staccato rug. Composed of Tibetan wool and silk, the chic design hides unsightly floors and makes a space look cosy and complete. *kellywearstler.com*











15/ Made with New Zealand wool and linen, The Lola rug will add colour, texture and excitement to a modern space. Keep other elements simple and minimal to let the colourful patterned rug really shine. ***covethouse.eu***

16/ Ugly floor? The Piccolo red shag rug by Network Rugs will make it disappear. Featuring a daring red hue, it will lend a sophisticated yet modern flair to any entryway or dining room. ***templeandwebster.com.au***

17/ The Trellis hide rug is sure to meet all your flooring needs. With luxe good looks, the unique piece will bring a unique style to your home that will undoubtedly impress. ***zanui.com.au***

18/ Transform your space in an instant with the Keylock (cut-pile) rug. Roll it out on your floor and you'll see the world (or at least your room) with a whole new perspective. ***designerrugs.com.au***

19/ The Oscar rug was made for your home. Hand-tufted from botanical silk and mohair, it deconstructs classic concepts with its solid and modern form, representing the influence of history on contemporary design. ***covethouse.eu***













20/ Punchy and practical, it's no surprise the Basalt & Fog quill rug has made its way into homes. Handwoven under Fair Trade conditions in India and made from recycled PET fibre, the rug is just the right canvas for a relaxing outdoor space. ***armadillo-co.com***

21/ The Hampen rug is almost as classic as it can get, but with a fun eye-catching bright-green hue. Let it shine in a large modern entryway. Did we mention it's a modest $49? Bargain! ***ikea.com/au***

22/ The Louise indoor-outdoor rug adds a bit of charm and playfulness to a super-modern space. The romantic design is both eco-friendly and durable, expertly handwoven from post-consumer PET plastic bottles for a hardwearing material with sustainable benefits. ***zanui.com.au***

23/ The soft tone of the neutral Bowen rug makes it a great base for a warm living room. Taking cues from the diamond trend, the piece will add textural interest. Delicately handwoven by artisans in India, this finely crafted rug is made from 100 per cent wool. ***sheridan.com.au***

24/ Certain spaces are just begging for round rugs, especially smaller rooms, large entryways, dining rooms with round tables and even nurseries. Enter the Margaret floor rug. Featuring a decorative design, it will enhance your floors with its natural fibre and texture. ***lorrainelea.com***

25/ If you want to give your space a fresh look in a flash, the Dakota blanket-stitch rug is foolproof. It will frame a room beautifully and create a new look. ***globewest.com.au***

HOUSES & APARTMENTS



64 OP9 HOUSE
74 THE DUKE
84 KIRRIBILLI RESIDENCE
94 THE RESIDENCE
104 APARTMENT IN BORN
114 HOUSE OF CONTRASTS
124 DREAM HOME
132 TREETOPS ESTATE

SPLENDOUR *in* STONE



A life handcrafted








10/21 Cook Road, Mitcham VIC | 03 9873 4941 | info@splendourinstone.com.au | **www.splendourinstone.com.au**

BRICK BY BRICK

A multi-generational, modern family home in Sydney's western suburbs that isn't afraid of wearing white

Words Louise Smithers **Photography** Katherine Lu



Modern and monochrome pendant lighting is used to illuminate the kitchen and dining area





Set within a freshly minted residential estate, this project, dubbed Op9 House, encompasses a duo of dwellings: the main 350m² house and the 75m² "little brother" located discreetly at the property's rear. The main home was designed to accommodate a large family, including an older generation, with the secondary dwelling to be used as a guesthouse.

Sydney-based architecture firm Office 88 was given the client's brief to design a timeless home that would remain current into the next decade. In essence, they wanted a house that would be remembered. Especially striking is the curved wall that separates the two buildings and snakes around the pool. Mirroring the curves outside is a curved sculptural kitchen island (made from Silestone by Cosentino in Blanco Orion) inside.

Joining the curvy kitchen in the main house are four bedrooms and two and a half bathrooms. The entry is the definition of spacious, with its double-height foyer leading to a generously sized open-plan living/kitchen/dining area. "The entry features a large polycarbonate column that allows the western sun to penetrate through and reach the entry glazing area while shielding from the heat," says Office 88 founder and architect, Gorgi Gulevski. "The column becomes a light-filled box during the afternoon and can be illuminated in the evening to light up the entry against the night sky."

Beyond this grand entrance, and accessed directly off the living zone, is a north-facing courtyard with Millboard decking in limed oak and a swimming pool. A mirror-clad column on the patio pays homage to American-German architect Ludwig Mies van der Rohe and his use of glass to create more fluid, open spaces. The column reflects its surroundings and becomes almost invisible. Indeed, the transition from inside to out is a case of "blink and you'll miss it".



we love

THE CURVED SCULPTURAL KITCHEN ISLAND (MADE FROM SILESTONE BY COSENTINO IN BLANCO ORION) THAT MIRRORS THE CURVED WALL SEPARATING THE MAIN HOME FROM THE GUESTHOUSE

houses & apartments op9 house

ed's fave

THE MIRROR-CLAD COLUMN ON THE PATIO THAT PAYS HOMAGE TO AMERICAN-GERMAN ARCHITECT LUDWIG MIES VAN DER ROHE AND HIS USE OF GLASS TO CREATE MORE FLUID, OPEN SPACES

The Millboard decking was given a limed oak finish

TOP The comfortably furnished deck is accessed directly from the kitchen
RIGHT This heavily tiled bathroom is bright and spacious

A warm, muted palette dominates the interior design. Timber floors and delicate ceramic tiles contrast with small elements of gold, such as the shadow lines found in the joinery. Gaping voids add to the feeling of space and serenity while boosting the connection between the ground and upper floors.

Pivotal in realising a timeless, modern aesthetic, Office 88 focused on materials and orientation. Brick selection was particularly important and carefully considered. The locally sourced white bricks and mortar were a brave choice that paid off by lending a sculptural facet to the linear home.

GAPING VOIDS ADD TO THE FEELING OF SPACE AND SERENITY WHILE BOOSTING THE CONNECTION BETWEEN THE GROUND AND UPPER FLOORS





“THE MASTER BEDROOM CANTILEVERS OVER THE GARAGE AND FEATURES A STRIKING BLACK-BRICKED STRIPE THAT FADES OFF AND PROVIDES FURTHER EXCITEMENT TO THE FACADE”
– Gorgi Gulevski

“The contemporary form of the house was to contrast with the patterning of the brickwork,” Gorgi explains. “Bricks were used on the external facade to create texture and timelessness. The master bedroom cantilevers over the garage and features a striking black-bricked stripe that fades off and provides further excitement to the facade.”

Borrowing from the classic modernist handbook and raising the bar for residential architecture, Op9 House proves life in suburbia needn’t look dull.
HD *office88.com.au*

OPPOSITE A glass fence surrounds the pool for direct views and the illusion of space

A TALL ORDER

Soaring ceilings and lofty silhouettes epitomise this family home in Scarborough, Western Australia

Words Louise Smithers **Photography** Dion Robeson



houses & apartments the duke

The sunken living room offers comfort and privacy

The new living space wears a step ceiling on top and clerestory windows at its sides that take advantage of the northern sun to filter light around the room





Scene: a tight and compact 1950s two-bedder that left much to be desired in Scarborough, Western Australia. Enter: an award-winning building and design firm that transformed the home from two bedrooms to three, from one bathroom to two and from lacklustre to brilliant. Fade to: grey (grey cladding, that is).

Now that we've set the scene, let's take a look at the main players. The clients: a young couple with one child. The builder: Integrated Construction. The architect/designer: Dalecki Design.

The clients asked for a contemporary and contrasting addition to their original 1950s home that would turn the restrictive living quarters into more roomy and welcoming familial spaces. "There was quite a prominent disconnection from the kitchen and dining to the living room, and even more so from the master bedroom to the single shared bathroom," explains Janik Dalecki, founder of Dalecki Design.

To accommodate a third bedroom, the existing formal lounge room has been converted into the master bedroom, with a new walk-in robe, ensuite and living area built onto the house as additions. Confronted with a budget tighter than a freshly Botoxed face, and a building envelope a little bigger than an actual envelope, the primary challenge was to find a pocket of space large enough to house the additions without encroaching on the outdoor living and garden areas.

The only usable spot was a 5m-wide by 4m-deep patch of earth. "Due to the fall of the land (the existing house was quite built up), we opted for a sunken living space, meaning the living

ed's fave

THE JAMES HARDIE STRIA CLADDING THAT WAS APPLIED VERTICALLY TO EMPHASISE THE SINGLE-STOREY STRUCTURE'S SOARING 4.8M HEIGHT

houses & apartments the duke

Clerestory highlight windows promote impressive ceiling heights

we love

THE ENTRY STAIRS THAT DOUBLE AS A DAY SEAT



room addition could be built right up to the boundary without overlooking the neighbouring property," Janik outlines. "I love this sunken design element. It feels lovely stepping down from the existing house into the more intimate living area, creating a real 'snug room'."

Revealing just how savvy their design skills are, the Dalecki team managed to add 33m² of functional living space within a fairly restrictive land parcel. With a considered connection to the great outdoors, the new addition was to be a light, bright space with a palette reflective of the client's love of raw and unfinished materials.

The new living space wears a step ceiling on top and clerestory windows at its sides that take advantage of the northern sun to filter light around the room. "Clerestory highlight windows support the 3.5m-high ceilings, increase the overall volume of the room and create the illusion of space," Janik adds.

The living room's entry stairs are architectural overachievers. They facilitate the indoor/outdoor connection dictated by the brief, while also providing a day seat for quiet contemplation or raucous reveries."I just love the freedom of this area and the idea of casually sitting on and around the stairs, connected with both the living room and exterior living zones."

A winning combo of painted brickwork and exposed concrete lends textural interest internally. Outside, bold colours and sharp lines differentiate the new structure from the existing home.

Saddled with the clients' "visual inspiration board", which

houses & apartments the duke

Vertically clad James Hardie Stria shiplap boards add to the home's street appeal





outlined their preferred style of cladding and the use of industrial materials such as raw and painted face brick, concrete and timber, Dalecki Design hit a home run when completing the exterior. A skeleton of timber framing and passive solar design principles underpin the addition. It is wrapped in James Hardie Stria cladding (fibre-cement shiplap boards) applied vertically rather than in the traditional horizontal layout to emphasise the soaring 4.8m height of the single-storey building. "We were really trying to provide a structure that sat alongside the existing house and contrasted in form, shape and scale," says Janik, who also notes the juxtaposed material and colour palette.

From a cramped two-bedroom/one-bathroom home to a sprawling but snug new three-bedroom/two-bathroom layout, this project is one Dalecki Design is particularly proud of. As Janik concludes: "The Duke highlights the fact that good design — which doesn't involve knocking down and starting from scratch — can make a huge difference to existing house stock." **HD** *daleckidesign.com.au*

KIRRIBILLI CLASSIC

Restoring and restructuring a regency home on Sydney Harbour

Words Louise Smithers **Photography** Nick Watts

houses & apartments kirribilli residence

“We used a predominantly neutral palette with layered textures and materials to link both built details and furniture” – Andrew Waller





LEFT The angular kitchen is a home cook's (and wine lover's) dream

The early 2000s was a great time to be an Aussie. We were high on Olympic spirit, Nikki Webster was Australia's darling and double denim became a wardrobe staple.

On the other hand, the naughties weren't so great in terms of architecture and interior design. It was around this time that offensive McMansions with even more offensive interiors started popping up. We're having flashbacks of faux brick walls and behemoth kitchen set-ups better suited to a restaurant than a family home. You know the ones: forget the baby — these homes had kitchen sinks so big you could bathe cattle in them. Industrial minimalism was on-trend, but not in the edgy way we see today. Think sterile, not stylish.

Prior to its transformation by Andrew Waller Design, Kirribilli House was the victim of crimes against design prevalent at the turn of the century. The existing two-storey, semi-detached regency home was a hodgepodge of styles dominated by an unsightly and awkward interior design.

"The home had a typical 2000s renovation to the interior and rear building," says Andrew Waller of Andrew Waller Design. "The period details had mostly been stripped."

Early naughties features dominated, with an angular kitchen twisted about 10 degrees from the plan and floating joinery extending over a sunken lounge space. The bathrooms had a distinctive minimalist flavour with stainless-steel circular basins and miniature mosaic feature wall coverings. The property sits within

An antique fireplace was restored and placed in the new front lounge










“A subtle play on texture and pattern has been introduced to create definition”
– Andrew Waller



a conservation area, so the work on this project was exclusively internal, excluding a window upgrade at the rear and side of the property.

The brief called for a fully updated interior and reworked floor plan to maximise every inch of space and create a seamless flow. In particular, the rear open-plan space was re-zoned and placed where the old kitchen once dominated.

The clients were recently handed the "empty nest" card. Without offspring to worry about and cater to on a daily basis, they decided a luxurious master suite was a must. This meant converting the home from three bedrooms to two, the second reserved for guests. Despite having an empty nest, the couple has a full schedule and requested separate work zones. A studio in the back garden and reading space in the first-floor hallway have ensured both parties can work without disturbing each other.

Standout features include the window recess with a banquette for intimate family dining, the new chimney centred between floating shelves (creating a focal point in the family lounge) and the relocated kitchen. A butler's pantry with a glass door was inserted into a previously awkward area and a powder room was added under the stairs.

Rustic and distressed furnishings including an elm trestle table, while milking stools were specifically chosen to add history to the new spaces. Carrara marble benchtops and mosaic floors soften the palette. Carrara can also be found in the front lounge, where a restored antique fireplace was installed to formalise the room.

A light colour palette was adopted, forming a neutral background for the owners' artworks and decorative pieces. White walls and joinery are offset against blackened metals — steel doors, antique copper hardware and curtain rails and aged-iron light fittings. "We used a predominantly neutral palette with layered textures and materials to link both built details and furniture," says Andrew, who made use of indoor plants

ed's fave

THE WINDOW RECESS WITH A BANQUETTE FOR INTIMATE FAMILY DINING

Layered and textured furnishings enhance the comfort level of the home

The front rooms were painstakingly restored so the period detailing could once again shine





we love

THE STUDY NOOK AND CONCEALED LAUNDRY

ABOVE 50 shades of grey
RIGHT Minimalism was key when designing the bathrooms



to soften the scene and link it to the adjacent park on the Kirribilli foreshore.

Upholstered furnishings and rounded sculptural forms soften the lines of the structured spaces. The lights reference the material palette, with aged-iron fittings selected to relate to the new steel windows. “A subtle play on texture and pattern has been introduced to create definition,” says Andrew.

From the artwork to the furniture, and all the hardware and light fittings in between, everything is carefully considered yet effortless. For example, the rust velvet pillows on the master bed link to the artwork, gilt mirror and magnolia tree outside the window. Likewise, the elm trestle table adds warmth to the otherwise neutral space, linking to the rusted metal mirror (an old window frame), which sits adjacent.

The original timber fireplace from the formal lounge now keeps the master bedroom cosy. The front rooms were painstakingly restored so the period detailing could once again shine. Unfortunately, these original details were eliminated from the area now serving as the master bedroom, leaving the task of adding these features into the space.

Bringing this old girl back to life was a labour of love, one Andrew Waller Design is proud to have accomplished.

HD *mrwaller.com*

Subtle geometric elements and textured cushions infiltrate this bedroom

HOME IS WHERE THE ART IS

With custom artwork at every turn, a 15m pool outside and five bedrooms inside, this is no cookie-cutter display home

Words Louise Smithers **Photography** Armelle Habib

Earthy tones and pops of blue characterise the living room

The Residence is ultra modern and architecturally considered, yet highly liveable and inviting

Mazzei Homes' newest offering in Balwyn North, Melbourne, honours form and minimalism and demonstrates that bigger really is better. Designed as a family home with luxury living in mind, The Residence boasts five bedrooms, five and a half bathrooms, three living spaces, a media room and central alfresco area. On the ground floor, all five bedrooms are equipped with ensuites.

Created in collaboration with some of Melbourne's most innovative designers — including interior stylist Heather Nette King, Dan Webster Architecture, art and interior design powerhouse Bromley & Co and landscaper designer Nathan Burkett Design — the home is a well-considered and executed structure. Every design and construction decision was made with the modern family's needs in mind. Each space has a distinct personality, yet all spaces flow together seamlessly.

Measuring just under 730m², a key design determinant for this whopper of a house was the creation of light and space, which was achieved via the use of large windows, external glass doors, open rooms and high ceilings. With floor-to-ceiling windows forming an architectural foundation of The Residence, double glazing was an important sustainability specification. The home is equipped with solar panels and a Tesla battery for storage. Located in the five-car garage, there is also a wall-mounted Tesla charge station.

The Residence encourages open-plan living with a kitchen that runs seamlessly into the generous dining and living areas. Dark-stained

Outdoor spaces can be accessed from the kitchen

ed's fave

THE 2M X 1.5M BROMLEY & CO CUSTOM-MADE BRASS RELIEF





Sliding glass doors encourage indoor/outdoor living

we love

THE CENTRAL KITCHEN FEATURING A PORTSEA MARBLE ISLAND WITH BRASS INLAY, TWO-PACK CABINETRY AND BRONZE FITTINGS

houses & apartments the residence

Clean lines and glass define the exterior





A key design determinant was the creation of light and space, which was achieved via the use of large windows, external glass doors, open rooms and high ceilings

European oak floors and a statement staircase that spans all three levels of the home greet visitors as they enter and hint at the luxury to come.

Architectural lighting, home automation and a kitchen fit for a chef are just a few knockout traits found at The Residence. The artwork is also worth a mention, and probably worth a bundle, too, and is thanks to the expertse of David Bromley and his wife, Yuge, from Bromley & Co. Made exclusively for this project, a Bromley & Co brass relief (2m x 1.5m) adorns the home. Keeping the bronzed beauty company are dozens of original pieces of art from local and international artists, curated by David Bromley. David also

houses & apartments the residence







Curated by Bromley & Co, the art is the star of this home





The crisp and considered landscaping was completed by Nathan Burkett Design



The facade is comprised of a textural mix of metal cladding, individually laid natural bluestone and render

painted the children's bedrooms and created a wall mural at the entrance to the basement garage, while two of his large statues give presence to the front garden and living room. David and Yuge also assisted with styling and furniture choices, boosting the overall cohesion of the home and ensuring flow between spaces. Their deft decisions and innate sense of style also mean the house is decidedly different to the average display home that tends to look and feel cold and lifeless.

Outside, burnished concrete floating steps meander through the front garden to the large pivot front door. The facade is comprised of a textural mix of metal cladding, individually laid natural bluestone and render. The considered landscaping by Nathan Burkett Design complements the unique silhouette and textural surfaces.

A striking interpretation of mid-century architecture, The Residence has a little something for everyone. It is ultra modern and architecturally considered, while remaining highly liveable and somehow cosy and inviting, despite its considerable size. **HD** *mazzeihomes.com.au*

BORN THIS WAY

When ancient architecture meets modern design, the results are breathtaking

Words Louise Smithers **Photography** Roberto Ruiz

18+

WHAT IS AVAXHOME?

AVAXHOME-

the biggest Internet portal, providing you various content: brand new books, trending movies, fresh magazines, hot games, recent software, latest music releases.

Unlimited satisfaction one low price
Cheap constant access to piping hot media
Protect your downloadings from Big brother
Safer, than torrent-trackers

18 years of seamless operation and our users' satisfaction

All languages
Brand new content
One site



We have everything for all of your needs. Just open https://avxlive.icu

houses & apartments apartment in born

A burgundy exhaust tube complements the pink benchtop and backsplash





“BOTH SIDES OF THE KITCHEN LEAN AGAINST A MAIN FEATURE: AN ARC-SHAPED, CORAL-COLOURED VOLUME THAT HIDES A POWDER ROOM” – Matteo Colombo

Spanish architecture is legendary. If you haven’t heard of Gaudí, are you even alive? A quick canvas of Gaudí’s Art Nouveau masterpieces that decorate Barcelona is all it takes to realise the Spaniards know how to design a building. Turns out, they know a thing or two about refurbishing one, too.

This quirky and refined 65m² apartment — home to an equally quirky and refined Italian owner who works in the fashion industry — can be found in Born, one of Barcelona’s oldest neighbourhoods and currently one of the trendiest. Popular with fashion-forward foodies and eclectic characters, Born boasts ancient architecture unlike anything we see in Australia — and this project is located in a 13th-century building.

The owner was looking for a home that oozed creative sophistication, so she enlisted Colombo and Serboli Architecture (CaSA) for the complete overhaul of the compartmented layout that accommodated three bedrooms centred around a dark living and kitchen area.

The new one-bedroom floor plan enhances the

Quirky and eclectic best describe the furniture choices

FALSE CEILINGS WERE STRIPPED TO REVEAL THE ORIGINAL 4M-HIGH CATALAN VAULT CEILING WITH WOODEN BEAMS

ed's fave

THE BESPOKE STORAGE UNIT THAT DIVIDES THE ENTRANCE AND LIVING AREA



“THE DEEP-BLUE, BOISERIE-LIKE, FLOOR-TO-CEILING CABINETRY WAS DESIGNED TO MEET THE CLIENT’S REQUEST TO HAVE STORAGE FOR CLOTHING, ACCESSORIES AND SPORTS EQUIPMENT”
– Matteo Colombo





ABOVE The 2.5m high cut-out doorway and storage unit connects the living room to the entrance

grand proportions of the ancient structure. False ceilings were stripped to reveal the original 4m-high Catalan vault ceiling with wooden beams, which are now painted white to brighten the space.

All the partitions were removed, except a 40cm-thick bearing wall that now separates the living area from the bedroom and neighbouring entrance. “The wall has been covered with a tactile rough treatment to enhance its thick presence,” explains architect and co-owner of CaSA, Matteo Colombo.

Central to the project was the bespoke storage unit dividing the entrance and living area. The clever design element transforms the hall into a covert walk-in robe. “The deep-blue, boiserie-like, floor-to-ceiling cabinetry was designed to meet the client’s request to have storage for clothing, accessories and sports equipment, as well as other home items,” Matteo adds.





Homeowner, Francesca

we love

THE CUSTOM-MADE PINK-DOTTED RADIATOR



"Its lacquered panels conceal direct access to the bedroom from the main entrance through a double door, like a secret entry keeping the room private and independent."

A soft-pink cut-out doorway within the storage unit makes a grand appearance with its 2.5m height, and tethers the entrance to the living area. It also hides closet doors on either side for added storage.

"Breezy" is best used to describe the living and kitchen area, which draws in light from two large balcony windows. The windows' original woodwork framing has been restored to conserve the detailed patterning. One of the home's boarded-up windows was reopened and now sits above a custom-made dotted radiator, adding interest to the living space.

The kitchen's rounded peninsula, made from a pink terrazzo-like quartz material, is lit by a trio of globe pendants inlaid with brass details and hung on sumptuous burgundy cords that match the exhaust tube of the rangehood. Grey cabinets with concave brass handles warm the kitchen palette and contrast beautifully with the guest bathroom/power room, which is arguably the highlight of the



Pink ceramic tiles line the bathroom walls and floor

house (and how often can you say that about a guest bathroom?).

"Both sides of the kitchen lean against a main feature: an arc-shaped, coral-coloured volume that hides a powder room," Matteo explains. "A full-height volume would have reduced the feeling of space in the big living room, while a half-height volume would have transformed its top in a dusty, dark corner. So we opted for an arc shape, which enhances and preserves the full room height."

The master bathroom is flushed with pink and endowed with the same terrazzo-like quartz surface found in the kitchen. The walls and floors are also pink, clad in 10cm x 30cm ceramics by Ribesalbes on the walls and 10cm x 10cm floor tiles by Vogue underfoot.

A stellar mix of furnishings fills the home. A few noteworthy pieces include a classic Costanza lamp by Luceplan and wooden sculpture from OWL in the sitting room, and a Mags sofa by HAY and Roll Club chair by Kettal in the living room.

With oversized windows, thick walls and more hidden storage than you could throw a fashionista's wardrobe at, this apartment in Born is the perfect mix of ancient architecture and modern interior design. **HD** *cargocollective.com*

THE HAMPTONS IN EUROPE

A Polish interior that's music to our ears

Words Louise Smithers **Photography** Fotomohito

The well-equipped living room
is comfortable

houses & apartments house of contrasts





PROMPTED BY THE PROJECT'S "CLASSIC, STYLISH AND ELEGANT" ARCHITECTURE, AND BY THE CULTURED INVESTORS WHO OWN THE PROPERTY, LUCYNA DREW INSPIRATION FROM THE HAMPTONS AESTHETIC

Black, white and fabulous, this project is the creative offspring of interior designer Lucyna Kolodziejska and studio Fabryka Wnetrz and brings The Hamptons to Poland in the most glamorous fashion.

Prompted by the project's "classic, stylish and elegant" architecture, and by the cultured investors who own the property, Lucyna drew inspiration from the popular Hamptons aesthetic. "I contrasted this style with dark elements, often purely black details," says the designer, explaining that these darker inclusions add a north Baltic flavour to the popular Hamptons style.

The kitchen is the heart of the home and dictates the tone of the rest of the house. The owners were keen to insert cabinets in the area's bay window. Lucyna was quick to dissuade them of this idea, instead suggesting the spot was perfect for a table. This less-formal dining area is now used for morning coffees and intimate mother-daughter lunches, conducted around the superb custom-

A SERIES OF VENETIAN MASKS DOT THE SECOND-FLOOR HALLWAY, WHILE THE CHESS CORNER FOUND IN THE "RELAXATION" ROOM IS DEDICATED TO ADVENTURES IN INDIA

This dining nook with an octagon-shaped table is a memorable feature

houses & apartments house of contrasts

ed's fave

THE INFORMAL DINING AREA LOCATED ALONG THE KITCHEN'S BAY WINDOW

We love

THE DEDICATED MUSIC ROOM WITH SOUNDPROOF CONVEX WALLPAPER

The music room is noticeably darker than the rest of the house



DANCING TO THE BEAT OF THEIR OWN DRUM, THE INVESTORS IDENTIFIED AN INTERIOR DESIGN THAT SHOWCASED THEIR LOVE OF MUSIC





made table. “The table and counters were made from Italian marble, brought straight from Carrara,” Lucyna adds.

Dancing to the beat of their own drum, the investors identified an interior design that showcased their love of music. More specifically, they requested a dedicated room where they could store their extensive collection of CDs and vinyls, instruments and equipment.

“To store the collection, I designed a darker room with soundproof convex wallpaper and huge speakers connected by thick cables to amplifiers,” Lucyna explains. “It’s wonderful to see the owners enjoy this special space.”

Layered luxury in the bedroom







A black and white tub is the hero of this bathroom



Intrepid travellers, the owners made clear their wish to live in a home that exhibited the souvenirs they'd spent decades collecting from almost every corner of the globe, so, to this end, the walls are decorated with trinkets and artefacts. Lucyna displayed and arranged the pieces thematically. For example, a series of Venetian masks dot the second-floor hallway, while the chess corner found in the "relaxation" room is dedicated to adventures in India, the goodies they found there shipped home. "Almost every spot in the house carries memories and has become a place worthy of its owners," Lucyna says.

Deceptively simple in appearance, the bathroom and adjoining sauna are standout features that enjoy frequent use. The sink is reminiscent of an African drum, the tiles inspired by the rainforest, and the green faucet was sourced from an Italian manufacturer who donates all the proceeds from this model to charities dedicated to building wells in Africa. So not only is this home impeccably styled, it also has a social conscience that raises the bar for domestic design. **HD** *fabrykawnetrz.com.pl*

BOLD AND BEAUTIFUL

Get ready for some serious decor eye candy, courtesy of this remarkable Sydney home

Words Fabiola Ariza **Photography** Marian Riabic

houses & apartments dream home









The spaces are connected by an on-trend palette of grey and white with subtle hints of colour to add warmth and excitement



we love

THE GLEAMING CULINARY SPACE

Walking into this Bella Vista contemporary masterpiece for the first time, elegance, creativity and quality design are immediately obvious. The clients, a young family with two children, envisaged a spacious and luxurious home in which their daily lives could seamlessly play out in harmony. “One of the special design considerations was that each room would flow into the next and that it would be spacious,” say Nino Sanzari and Jon Vithoulka of Starr Constructions, who were entrusted with the build.

The three-storey home features a neutral colour palette and an intelligent floor plan, which separates living areas by functionality while still maintaining unity throughout. The basement presents an in-home cinema, multi-car garage, pool and courtyard. Moving upwards, the ground floor provides areas for daily family life such as the kitchen (with a butler’s pantry included), dining, lounge and study space. The first floor houses the family’s private retreat, including the master bedroom with its ensuite and walk-in robe, plus three other bedrooms.





ed's fave

THE INVITING OUTDOOR OASIS

Although the internal design of the residence oozes luxury, functionality and smart design, Starr Constructions didn't stop there. The facade boasts plenty of kerb appeal, which the neighbours no doubt admire. Bold angles and a linear design frame oversized windows, which provide a sneak preview of what this gem holds inside.

Characterised by its spacious and open floor plan, the residence features high ceilings, abundant natural light, and a hallmark floating timber staircase that introduces an organic feel to the contemporary build.

Elegantly landscaped alfresco areas are visible from the indoors and ensure the continuity of the sleek design doesn't end inside. A true family home that stands a cut above the rest, this build really does make us green with envy. **HD** *starrconstructions.com.au*



houses & apartments dream home

An outdoor dining area among the trees

A TREE **CHANGE**

A home that celebrates its wild site

Words Alexandra Longstaff
Photography Ryan Linnegar

we love

THE HOME'S USE OF GLASS, WHICH FACILITATES THE CANOPY VIEWS

For this family of five, creating a home where they could create many memories to come was of utmost importance. But they didn't want to just do it anywhere. Location was key and, luckily for Steven, his wife and their three young boys, all under the age of six, this magnificent plot in Sydney's north provided something to write home about.

At first glance, this site wasn't exactly ideal. It features steep bushland, lots of rock ledges and a 12m crossfall over the build area, which means water and gradient issues. But, as it turns out, these limitations also gave the home something a little bit special and the homeowners wanted to use this as a springboard to work from.

"The uniqueness of this project led us to create a design that utilised the slope of the land," explains Steven De Pasquale, the owner and builder of this beautiful home. Steven worked closely with Aspect Designs who provided their expert design services to manage this masterpiece. "The upper-floor level was designed to be 17m above the street, providing sweeping views across the bushland and national park," Steven explains. "Each room was designed to capture the view of the bush. As the home is so high, it appears as though you're floating in the trees."

To capitalise on these natural views, Aspect Designs worked the use of glass into the design wherever possible. In fact, approximately 300m² of glass is used across the whole project. "To capture the views, the design incorporates seamless glass with silicon joints over 9m in parts," explains Steven. Large, open, sweeping voids and floor-to-ceiling glass windows, doors and walls give the home a magnificent connection to the surrounding natural bushland and vistas beyond.

As you can imagine, getting 300m² of delicate glass onto a steep sloping site with challenging rock ledges and gradient issues was no easy feat. The site was also thick with vegetation and large trees, making manoeuvrability and transportation of large beams and columns a challenge. The Aspect Designs team had to think outside the box and get creative with how they planned the design of this plot. "The most memorable moments of the build were when he had a 45-tonne crane set up on the driveway manoeuvring 12m steel portal frames across the site," says Steven. "Also very memorable was



The gorgeous island bench is the standout of this space



ed's fave

THE 6M VOID ALLOWS LIGHT TO FLOOD IN FROM ALL ANGLES



when we were craning the plunge pool in place between 5m glazing and the external walls, with only centimetres to spare."

And so, as a huge crane hoisted parts of this house into place, this family's brief for a beautiful home among the treetops began to come to fruition. They even bought a glass lift, direct from Italy, to service the three storeys and make this slope work for them. "A glass lift was mandatory to give the occupants access to all levels," says Steven. "The concept was to follow the steepness of the land and, by utilising the voids and grand windows, create the allusion that you are floating in the trees."

But creating the magnificent void needed some industrial strength behind it to make it work on the site. The designers brought portal frames into the structure, which are normally found in commercial factory construction. The result of this void is dramatic and well worth the effort, creating one of the most impressive spaces in the home. It's a double 6m drop that covers approximately 100m² of the total home, and works beautifully to create space, light and a feeling of grandeur among the trees.

The resulting five-bedroom, four-bathroom home spans four levels. It includes three separate living areas, a terrace, two large decks, two private balconies, a wet-edge plunge pool and two separate garages that can accomodate five cars. It also features a 5500L water tank that services the toilets and is used for washing, as well as photovoltaic cells for solar energy. And, of course, its own glass lift.

This abode is truly special. It's a home that allowed its site to dictate its path, encouraging it to play an active role in its creation. And despite the enormity of the build — spanning more than 25m in width and 10.5m at its highest point — the home still manages to celebrate its natural habitat, rather than dominate it. **HD**

aspectdesigns.com.au; ryanlinnegarphotography.com



HIA+DIA KITCHEN & BATHROOM & INTERIOR DESIGN AWARDS

Take a look at the cream of the crop in interior design

Through the collaboration of the Housing Industry Association (HIA) and Design Institute of Australia (DIA), the design and building industry unites to showcase some of the finest interior designers and stylists, cabinetmakers and builders at the HIA+DIA Kitchen & Bathroom & Interior Design Awards. HIA is also pleased to showcase quality in design and styling from members of the Queensland Interior Decorators Association (QIDA).

When judging this year's award entries, members of the panel looked for innovative and creative interiors with consideration given to the use of space, planning, furnishings, finishes and aesthetic presentation. For interior design projects, consideration is also given to the modification of the interior structure of the building.

Valued by both industry and consumers, the HIA Awards provide the opportunity to showcase the latest in quality workmanship, value for money, innovative design, material use and consumer desirability.
HD *hia.com.au; design.org.au*

Cape Cod Residential



G.J. Gardner Homes



Gallery Homes



Gallery Homes



The Interior Space





Ros Hemley, Creative Director

The Interior Space, a bespoke design house based at the Gold Coast in Queensland and led by Ros Hemley, Fellow of Design Institute of Australia & recently awarded Queensland Interior Design Professional, has been captivating an international clientele with their beautiful interior spaces. Specialising in interior design, interior architecture and bespoke furniture design, their award winning portfolio of luxury homes, leisure properties in premium locations, resorts & hotels is a testament to their talent in design.

Involved from inception to completion, The Interior Space believe their success comes from their holistic rather than one dimensional approach, creating a bridge between the clients' vision and the reality of bringing this to life.

The Interior Space team look forward to welcoming you, connecting to your vision and bringing your interior design story into fruition.

"Capture your piece of history within the interiors we create"

the interior space

Ros says, “Whether designing personal homes or commercial spaces our passion and ability to enhance the experience of life through design is always paramount. We seek to connect to our clients, the space, their vision & the environment to evolve each project with its own unique stamp & sophistication”.









The Interior Space featured project, Selong Selo Resort & Luxury Residences, which has been awarded Best Leisure Development Indonesia (5 Star), Asia Pacific Property Awards,2018-2019 and Best International Design by a Queensland Designer, DIA/HIA Design Awards 2018.

www.theinteriorspace.com.au

ros_hemley_designer

RIVERFRONT LIVING

facebook.com/earthbornebydesign
instagram.com/earthborne_by_design
au.pinterest.com/earthbydesign







Located on the Brisbane River in Kangaroo Point, this two-bedroom two-bathroom apartment would arguably be the envy of many. Originally built in the late 80's – the clients were keen to update the apartment into a more contemporary space – with a luxury hotel like feel, without it being sterile, and importantly, with some personality. Although perfectly functional spaces, the original kitchen and bathrooms lacked a sense of style and sophistication, that would be expected for this kind of residence.

Earthborne By Design facilitated the renovation works, and completed the project with furniture, furnishings and décor.

EARTHBORNE
BY DESIGN







WINNER 2016 HIA Interior Design Award
WINNER 2016 HIA International Residential Interior
FINALIST 2017 Interior Decorate
FINALIST 2017 HIA Interior Design – Gold Coast Region
FINALIST 2018 Kitchen Design – Gold Coast Region

earthbornebydesign.com

info@earthbornebydesign.com | 1300 924 629

Photography by Gaye Gee – www.briscomphoto.com.au



Di Henshall Interior Design is a multi-award-winning interior design firm based on the beautiful Sunshine Coast. They have been in business for 30 years and have completed jobs across Australia, New Zealand, Fiji and the US. Over this time Di and her team have worked on over 2300 separate projects. From hotels to offices, shops, restaurants, retirement homes, first homes, new builds, resorts, major renovations, investment properties, inner city penthouses, farmhouses and tiny one-bedroom flats.

dihenshall
INTERIOR DESIGN









HEAD OFFICE 32 Gateway Drive, Noosaville Qld 4566
p +61 7 5449 0788 **e** design@dihenshall.com.au **w** dihenshall.com.au

Winner HIA Sunshine Coast and Wide Bay Best Kitchen Design 2018 | Winner HIA Sunshine Coast and Wide Bay Commercial Interior Design 2017 | Winner Commercial Projects Interior Design HIA/DIA Sunshine Coast 2016 | Winner Residential Interior Decorate over $50,000 HIA/DIA Brisbane Awards 2016 | Winner Professional Woman of the Year HIA Recognition Queensland 2016 | Winner People's Choice Awards Queensland Homes/HIA State Award 2015 | Winner Best Interior Design HIA Awards | HIA Sunshine Coast/Wide Bay Kitchen Design of the Year and Bathroom Design 2011

DESIGNING interiors

CREATING SPACES AS UNIQUE AS YOU







A leading interior design firm, we know what it means to provide exceptional customer service. We offer clients a unique and innovative approach to all their design needs. From imagination to execution – helping and guiding our clients through the process is our speciality, transforming their dream into reality. We pride ourselves on creating harmonious, timeless spaces that reflect our clients needs and personalities.

www.designinginteriors.com.au

designinginteriors_au Designing Interiors



FINALIST

HIA + DIA Interior Design & Decorate Awards 2018

Property Styling – Multi Residential





EIGHTH PROJECT

2018 **HIA AWARD PROJECTS**





MUNNA PROJECT





RAVEN PROJECT









STEVENSON PROJECT







WINNER 2017
HIA+DIA Brisbane
Residential Interior Decorate

James Hardie

O'Shea and Sons Builders would like to acknowledge James Hardie Building Products as a preferred supplier.





O'Shea and Sons Builders is your best choice for designer homes in Brisbane. We take care of every aspect of construction and interiors, with a specialty in Hamptons and contemporary styles.

Design

Let us work with you to achieve your desired dream home.

Interiors

Our in-house interior design and decorator service is integral to our building process, ensuring that fixtures, finishes and colour scheme work cohesively. We achieve the desired look by enhancing the aesthetics, style and mood of each individual room and the home as a whole.

Construction

Superior craftsmanship and an artisan approach to the build and design process ensure all of our completed homes are outstanding in both style and quality.

Talk to us about how O'Shea & Sons Builders can create the home you've always wanted.

O'SHEA & SONS BUILDERS

QBCC: 1264080
e. info@osheabuilders.com.au
w. osheabuilders.com.au

Discover Contemporary Australian Art

PATRICIA ANN HILLARD

"DANCING IN THE DARK", ACRYLIC ON CANVAS, 91 X 91CM

WWW.ARTLOVERSAUSTRALIA.COM.AU

T 0427 374 132 E nancy@artloversaustralia.com.au

ART LOVERS AUSTRALIA

ARTSCAPE



Teal Candy limited-edition giclée fine art print by Kate St James and Catherine Whitting. curiousartbar.com/st-james-whitting

Add the ultimate personal touch to your interiors with unique works of art

Edited by Carrol Baker



Celebration!, mixed media on canvas, 180cm x 90cm

DESLEY WILSON

1/ Desley has lived and breathed art from as early as she can remember. Drawing was just something she did — on every scrap of paper she could get her hands on, all over her school books (particularly during maths and then she'd get marched off to the headmaster). No matter which career path she took after school, Desley always felt a sense of restlessness, until eventually, 15 years ago, art demanded her full attention. Now she feels complete. Desley works with acrylics as her first choice of medium (including the use of high texture), followed by clay and resin. ***desleywilsonart.com***



Thinking of Spring, acrylic/oil on canvas, 128cm x 79cm

JOHN TURTON

2/ John's passion is playing colours against colours to see how they react with each other; blending, merging and arranging colour combinations fills him with excitement. John says that through putting different shades next to each other and using the combination of light and dark with different textures, shapes and forms, a painting is born. He is inspired by the beauty of the Australian landscape and holds an array of awards, residencies and teaching experience spanning four decades. ***johnturton.com.au***



White, mixed media, 29.5cm x 42cm

DINAH WAKEFIELD

3/ Dina's art has undergone a transformation since she moved from Sydney to the Sunshine Coast in 2016. She set up a studio in Peregian Beach surrounded by banksias and black cockatoos and went to work. The first thing she noticed was the interplay of light. To Dinah, Noosa has the most beautiful light and it expresses itself in different ways throughout the day. A walk along the beach becomes a kaleidoscope of reflections and moods. Watching the sunset down by the river is like watching an ancient ritual and the storms are spectacular. ***dinahwakefield.com***



Whispering Seas, acrylic on canvas, 122cm x 122cm

CREATIVE SELECTION

Galleries, artists and online spaces to inspire

JANE HOGGARD

4/ Experimentation, curiosity and play are defining characteristics of Jane Hoggard's method of painting. She then simplifies form and palette, exercising restraint while allowing her initial energetic yet sensitive line work to shine through the layers. Jane's work reflects both her personality and appreciation of the environment she lives in. ***artloversaustralia.com.au/vendor/jane-hoggard/***



A Dog's Dilemma, acrylic on canvas, 152cm x 92cm

MARY CONDER

5/ Mary is a self-taught, full-time acrylic landscape artist living on the Gold Coast. She is an adept storyteller and most of her paintings have a tale woven into them, crafted from experience, observation and childhood memories. Mary loves the Aussie landscape and enjoys painting it from interesting angles with layers of colour and texture. The result is a fantasy landscape that usually doesn't exist, yet is somehow very familiar. ***maryconderartist.com.au***

CATHY GILDAY

6/ Cathy has always been passionate about art, which she says she uses as an escape from everyday life. But, paradoxically, it's everyday life that inspires her to pick up a paintbrush and create her whimsical artworks. Cathy begins her creations with charcoal lines and then uses acrylics, however she enjoys experimenting with different mediums. It's a creative journey that begins anew with each piece she paints; as she infuses it with life and colour, time seems to melt away. Cathy says art is not something that should ever be rushed — each new creation evolves in its own time. *cathygilday.com*



Rush Hour, watercolour and ink on watercolour paper, 59cm x 43cm



Not Your Face, spray paint, acrylic and pen on canvas, 1000mm x 1000mm

SARAH SCULLEY

7/ An urban artist, Sarah effortlessly creates colourful, feminine, layered works that are intriguing and unashamedly original. Inspired by the female form, typography and colour, Sarah mixes these elements to create her work on canvas, paper, surfboards and skate decks. Sarah has been exhibiting her work since 2005 and her first solo art show was in Shanghai, China. She specialises in extra-large canvas works and murals. ***sculleydesign.com***

JOANNE STEAD

8/ Unique, whimsical and striking are three words that have been used to describe Joanne's art. She believes two of the most important things in life are a sense of belonging and a sense of purpose. Joanne is a self-taught artist based in Tamworth who describes herself as a mum, artist and life enthusiast. She is a diverse artist, working across mediums including scraperboard, spray paint, charcoal, acrylics, collage and mosaics. Joanne has had many exhibitions and has worked on six public art projects over the last three years, including a number of murals, and three large mosaic installations. ***joannestead.com***



Solitude, acrylic on canvas, 101cm x 101cm

HAHNDORF ACADEMY

9/ This artistic abode offers a palatable and diverse array of history and modern art. There is much to see and explore that will appeal to all art lovers. Make it an unhurried visit so there's ample time to pause and ponder, and fully immerse yourself in the experience. You'll find yourself going back for a second look. The featured art is by James Dodd, who is intrigued by the Australian landscape depictions and things that might go unnoticed by many. He's interested in alleyways, suburbia and sheds as landscapes, both physically and psychologically. Recently, James has investigated more abstract objects and locations with a curiosity as to whether they might be considered as landscapes. ***hahndorfacademy.org.au***



Psyche Cairn #3, acrylic on canvas, 141cm x 171cm

JUNE GRAY

10/ At a young age, June starting sketching and would often head outdoors to find a quiet space away from her lively family of four brothers. Her art grew from a love of fashion and sketching designs and she moved into fabric painting before venturing onto canvas with oils. Her love of nature led her to paint Australian flowers and landscapes, and she added pastels and watercolours to her mediums of choice as her style changed. Now in her late 80s and living with dementia, June's passion for gardens, art and beauty enhances her quality of life. Her paintbrushes rest after a lifetime of drawing and painting.



Ocean Island, watercolour on watercolour paper, 35cm x 30cm



Choose Wisely, acrylic on canvas, 121.9cm x 121.9cm

MEG LEWER

11/ Meg says her early inspiration came from her father, a creator of characters and stories who beautifully illustrated his fictional characters onto whatever surface was available — including their house walls! She grew up in Brewarrina, a small town on the banks of the Barwon River, and now she calls the NSW Central Coast home. Meg is a full-time artist, working predominantly with alcohol inks. Each painting is worked with a combination of small brush strokes and an interplay of the inks running across the surface of the board. Hovering between realism and abstraction, her paintings evoke the movement and richness she finds in the shadows and reflections of the Australian landscape. ***meglewerartist.com***



The Hidden Cottage by the Sea, alcohol inks on board, 60cm x 60cm

CRAIG BROWN

12/ Craig is a self-taught emerging artist specialising in painting large expressive portraits in acrylics. His focus is on capturing the beauty and emotion of the subject and the way extremes of light, dark and colour complement and play out on facial features, giving them life. Craig is constantly evolving and refining his approach to work by experimenting with new methods and techniques. He's always striving to produce a painting that will elicit a slightly ecstatic moment from the viewer, one of elation and joy when seeing something pleasing for the first time. ***artloversaustralia.com.au/vendor/craig-brown***



Scarlet Onsen limited-edition giclée fine-art print by Kate St James and Catherine Whitting. curiousartbar.com/st-james-whitting





YVETTE SWAN

Meet the artist who's discovering who she is through her artistic journey

Words Fabiola Ariza

Like many school students, Yvette's favourite subject was art. Becoming an artist was a natural progression, which developed over the course of her primary, secondary and, eventually, tertiary studies. After graduating from high school, Yvette studied at the University of New South Wales' College of Fine Arts (COFA). Breaking away from the familiarity of a paintbrush, she jumped into the deep end with a focus on photography and film during her time at COFA.

After a few years of travelling and working throughout Europe, Yvette returned to Australia with a desire to further explore her creative side through photography, which, she says, provided her with an immediacy she fell in love with. Taking her commitment to photography the extra mile, she worked not only behind the lens of the camera, but also learnt the print and framing processes. This created a full-dimensional experience she describes as "a moment in which life comes through the image and breathes itself into the world".

After a five-year love affair with photography, Yvette returned to the painting studio. At the time, her sister worked for an interior design company and offered her the opportunity to create paintings for a Sydney-based project. Yvette's love for putting paint to canvas was reignited and she describes this as a turning point for her, both personally and professionally. She hired a gallery where she put on her first solo, artist-run exhibition. This world of art brought with it a transforming energy and a chance to "meet people one is meant to". The experience was not just about the art itself, but also about the people and being open to life.

Passionate about letting her inner self flow onto the canvas, Yvette says her artistic approach never follows guidelines or carefully constructed plans. "Inspiration comes from surrendering to the space of who we truly are," she says. Being an artist allows her to be open to freedom, truth and love. Big on abstract lines and colours, her work is a reflection of her free spirit and total surrender.

For Yvette, art is so much more than colour on paper; it is an opening to self-discovery, awareness and the core of who we are as beings. True living begins when we give in to the transformational power of expression through art.

HD *artloversaustralia.com.au*





"INSPIRATION COMES FROM SURRENDERING TO THE SPACE OF WHO WE TRULY ARE" – Yvette Swan









ST JAMES WHITTING

A dynamic duo with many talents

Words Fabiola Ariza

Fuelled by the passion of not one but two artists, education and interior design studio St James Whitting (SJW) presents the launch of a limited-edition collection of artworks featuring creations inspired by the designers' travels and love of nature.

Co-founded in 2016 by Kate St James and Catherine Whitting, St James Whitting brings to the canvas more than 20 years of experience in art, education and interior design. Each with their own unique art journey and inspirations, Kate and Catherine came together in what is described by Kate as a "natural progression".

On an average day, SJW offers clients environmentally sustainable, eco-friendly interiors, specialising in building designs and renovation projects that not only look good, but are also good for the planet. Their vision is to provide clients with the chance to experience the excellence of good design with a focus on integral building and authentic materials.

With backgrounds in education, design and journalism, the artistic duo produce a variety of works that include individually crafted wares as well as art, where both Kate and Catherine have contributed to the canvas.

Featuring bold colours, abstract lines and urban landscapes, Kate's pieces have the power to transcend our awareness of space and take us to the cities they depict. She believes that "everyone has the right to experience good design", and affordable art should form part of every interior space.

With a background in art education, Catherine produces equally beautiful pieces that draw inspiration from Australian poetry and literature, such as her Winton watercolour series. Catherine describes art as "a vehicle for communication, to make people feel, to create change and to tell stories" — something that can be experienced through her work in the collection.

As interior designers, creating pieces to complement the spaces they design is paramount to Kate and Catherine. "Our joint love of creating beautiful interiors includes selecting stunning artworks to enhance the spaces and the enjoyment of those who inhabit them," says Kate.

SJW's collection features giclée prints of the artists' original works that are printed on 310gsm Hahnemühle German etching, archival, museum-grade, acid-free, fine-art paper, or canvas. Artworks can be purchased online at *curiousartbar.com/st-james-whitting* **HD**

OUR JOINT LOVE OF CREATING BEAUTIFUL INTERIORS INCLUDES SELECTING STUNNING ARTWORKS TO ENHANCE THE SPACES AND THE ENJOYMENT OF THOSE WHO INHABIT THEM – Kate St James

"Art that inspires you"

MUSTARD SEED

by Kate St James & Catherine Whitting

Limited edition Giclee print on Fine Art paper

CURIOUS ART BAR

www.curiousartbar.com
sales@curiousartbar.com
0410 484 237

KITCHENS & BATHROOMS



158 WHAT'S COOKING GOOD LOOKING
162 AN ENTERTAINER'S DELIGHT
163 SENSE OF FLOW
164 GREEN WARRIOR
166 TWISTING THE TIMELESS
168 KITCHEN INDULGENCE
170 BATHROOM BLISS

kitchens & bathrooms canvas series





WHAT'S COOKING, **GOOD LOOKING?**

Leading and influential Australian chef Neil Perry is dishing up a state-of-the-art kitchen for new homebuyers of the Privium Homes CANVAS series, thanks to an exclusive partnership with Queensland's number-one homebuilder, Privium Homes

The kitchen is the undisputed heart of the home that brings the whole house together like no other space does. But mistakes made in the planning and designing phase can end up dramatically affecting the way people use and enjoy their kitchen, so it's important to make sure your design covers all its bases. Enter the CANVAS series by Privium Homes.

As one of Australia's leading chefs, Neil Perry knows a thing or two about the kitchen design process. So it comes as no surprise that he has joined forces with the Privium Homes team to offer the crème de la crème of kitchen design.

The renowned chef delivers an equally *au courant* and timeless kitchen, thanks to the exclusive partnership with Australia's largest residential builders, Privium Homes. The Neil Perry Package is one of the highlights of the new series, and national sales manager for the CANVAS series, Aaron Jambrovic, is looking forward to a fruitful partnership with the celebrity chef.

"The kitchen plays a central role in each home, so we've enlisted Neil's help to deliver a setting unique to any other," says Aaron. "From day one, I have been impressed with Neil's contributions to this project and it will without doubt help to make these luxury homes all the more exquisite.

"We are not just building homes for people; we are striving to create a concept that is unique for each individual buyer. Each home is being constructed to help customers pioneer their own futures in the way they wish to shape them. That is the true idea behind the Privium Homes CANVAS series."

The upgrade offer includes a luxurious kitchen inspired by the Australian chef,







featuring products provided by Neil Perry Kitchen by Omega. In addition to the upgraded kitchen appliances, CANVAS homebuyers will also be treated to an exclusive, money can't buy, private cooking experience with Neil, including a meet-and-greet opportunity with the chef.

Speaking about the partnership, Neil says he is pleased to have his name associated with the prestigious homebuilder. "I have been aware of the quality work that Privium Homes has been doing for a number of years and I was delighted when I was asked to have some input into their CANVAS series homes," he says. "I'm excited about the marrying of two like-minded luxurious brands in the Privium Homes CANVAS series and Neil Perry Kitchen by Omega."

"I'm looking forward to meeting the new homeowners who will be selecting the Neil Perry Package when I carry out an exclusive cooking experience just for them, where I will also have the chance to give some one-on-one tips in a meet-and-greet opportunity."

Privium Homes is formerly the Impact Group Australia and after 23 years in the building industry, announced a rebranding of its corporate identity in January this year. Director and CEO of Privium Homes, Robert Harder, explains that the new corporate identity reflects a shift in the company's strategic direction as it moves forward.

Privium Homes was recently awarded the title of Queensland's Largest Detached Residential Home Builder for 2018 by the Housing Industry of Australia (HIA). The company built more than 1525 homes nationally in the 2018 financial year and this is the third consecutive year in which the HIA has awarded the title to Privium Homes.

For more information about Privium Homes, the CANVAS series and the partnership with Neil Perry, head to company's website. **HD**

priviumhomes.com.au



privium™
HOMES

You'll also have the opportunity to enjoy an exclusive "money can't buy" VIP cooking experience with Neil Perry. But hurry, this offer ends soon.

CANVAS Series

NEILPERRY KITCHEN by omega

To find out more, visit www.priviumhomes.com.au

T&C'S APPLY



we love

THIS KITCHEN'S STUNNING APPEARANCE AND CONNECTION WITH ITS EDWARDIAN-STYLE HOME

AN ENTERTAINER'S **DELIGHT**

A stunning kitchen with a nod to the Edwardian era

Photography Tim Turner

This kitchen is a true entertainer's delight. It has real presence in the central part of the home and leads out to an alfresco dining area on one side and a pool/conservatory on the other. The home in which this kitchen resides is truly spectacular in its presentation and resonance with the Edwardian era, circa 1910. The original kitchen, being a central hub, required extra storage and some modern elements to facilitate its usage, so the homeowners decided to renovate. The beautiful flooring was a recent update, so it was imperative to work with the same footprint for preservation. Being in an established Edwardian residence, the kitchen had to blend in while still adopting modern cooking features and ample space for appliances such as a Thermomix, coffee machine and instant hot water boiler. Great care was taken to consider how the homeowners liked to operate within the kitchen on an everyday basis and thus the ideal workflow plan was achieved. The combination oven, steamer and warming drawer was placed in a separate section to the cooktop, creating two distinct cooking zones — ideal in a busy setting. The granite benchtop was extended in the new design to act as an architrave to the servery windows, the perfect solution for transporting meals out to the alfresco area. Every fitting and element was considered throughout the process to ensure absolute ease of use and a truly functional space.

Designer Beata Brzozowska for Ultimate Kitchens & Bathrooms.

HD *ultimatekitchens.com.au*



Consider custom-made cabinetry to take full advantage of all available space

Create flow between spaces with the use of complementary fixtures and products



SENSE OF **FLOW**

A semi-industrial theme makes this bathroom a standout

Photography Voss Photography

This Edwardian home's previous bathrooms were tired and limited in facilities and the homeowners were not happy with the mismatch of materials. So they embarked on a renovation and decided to reconfigure the spaces to provide the facilities required for a family home, while ensuring a sense of flow between the rooms. The homeowners requested a minimalist, semi-industrial design with complementary finishes. Plentiful storage that doesn't obstruct the desired minimalist aesthetic was also a must for both spaces. Located on the ground floor, the main bathroom's standout feature is the copper bath, which complements the era of the home. The copper works beautifully with the black hexagonal and white gloss subway tiles, while the black ceiling creates a theatrical effect to the space. The ensuite located on the ground floor was designed to be a luxurious space with all the desired features, with the warm theme echoed in the materials used. The vanity was created from recycled messmate with a horizontal grain, complemented by a polished concrete benchtop. The walk-in double shower creates a real impact with its black-framed glass, which again echoes the framing of the mirrors and shelving. The introduction of a primary colour to the vanity and storage in the bathroom located on the first floor adds a sense of fun that was desired in a children's space, while still keeping to the semi-industrial theme.

Designer Jeff Richards for Ultimate Kitchens & Bathrooms. **HD** *ultimatekitchens.com.au*





we love

THE EXQUISITE COPPER BATH FEATURED IN THE MAIN BATHROOM





GREEN WARRIOR

Going green in the kitchen

Embarking on a brand-new "green" kitchen renovation can be a confronting task: eco-friendly building work always involves a compromise, and weighing up the pros and cons of every design decision can be challenging.

The Kitchen and Bathroom Designers Institute of Australia (KBDi) supports smarter design, and encourages consumers to simplify their thinking around greener kitchens. They've come up with six simple principles that will help you and your designer make better decisions without getting caught up in a sea of greenwash!

1. SIZE MATTERS

When renovating or building, consider how much space you really need. It takes more natural resources to build, furnish and maintain a large kitchen, so ensure your design is sized to suit.

2. KEEP IT SIMPLE, SALLY

An overabundance of consumer goods spurs resource extraction and manufacturing energy use. Do you really need multiple ovens, refrigerators and dishwashers? Resist the urge to over supply your family kitchen, and when you do invest in materials and appliances, make sure they're the best quality you can afford (and check out the product warranties) so you won't need to replace them any time soon.

3. WHAT ABOUT THE WASTE?

Minimising landfill in the construction process should be assessed in three ways:

Reducing — can you reduce the amount of material required for your new kitchen by designing a space sized to suit you and your family? Can you work out accurate quantities of tiles and timber and avoid excessive waste? Can you design your island benchtop to suit the stone slab size and save money and materials with a little extra planning?

Reusing or Repurposing — if stone benchtops, cabinet carcasses, floor tiles, mirrors, hardware etc are in good condition, consider reusing them where possible and designing the new space to suit. Many items can be repurposed (ie made into something else) by creative artists and artisans; if you can't use a product, somebody else may be willing to – consider selling or "freecycling" any unwanted items before sending them to landfill.

Recycle — kitchen demolitions produce a messy combination of glues, mastics, laminated chipboard, broken tiles and other waste, and recycling these materials is often difficult and impractical, or downright impossible. During the design stage, consider how and if the materials being removed can be recycled and plan accordingly.

4. EVALUATING ENERGY

As appliances and equipment in our kitchens and bathrooms use around 33 per cent of all the energy used in our homes, the most obvious consideration is to use energy- and water-efficient items and, of course, energy -efficient lighting.

LED technology is rebalancing the drain of once-popular (and overused) halogen lights, but daylighting should always be considered as an integral part of the lighting plan.

Daylighting is the controlled use of natural light to illuminate a room. It's a good green strategy that saves energy and money by eliminating the need for electric lights to be on during the day. For balanced light in the kitchen, aim to provide daylight from at least two directions.

5. PLAN FOR HEALTHY HABITS

Green design will encourage and accommodate eco-friendly habits. Ask your designer to:

- Allow for ample storage for staple ingredient bulk buys (flour, rice etc) to reduce packaging
- Allow for easy viewing and access (with shallow pantry shelves) to pantry items, minimising food waste
- Dedicate space for green shopping bags and baskets
- Allow space for recycling bins and organic waste or Bokashi bins

A kitchen design professional will always have these considerations front of mind. Find a dedicated designer near you at ***kbdi.org.au***

BACH-INSPIRED KITCHEN

A great example of a small green footprint with big Kiwi character

A bach (pronounced “batch”) is traditionally a small, modest holiday home or beach house much loved by our New Zealand neighbours. The structures are an iconic part of New Zealand’s history and are often – by the nature of their design – great examples of green living. Their generally rugged locations mean that materials need to be both easily sourced and strong enough to withstand the wind, rain and sand they’re often exposed to. Natural timbers, recycled and reclaimed products fit the bill and generally age well, too.

When Melbourne designer Andrew Crawshaw (smarterBATHROOMS+) was engaged to create a practical, fun and nautically themed studio kitchen inspired by the Kiwi bach, he immediately set about collecting an intriguing collection of found and reclaimed objects. With boat cleats utilised as handles, distressed wood from old packing cases fashioned into doors and an old art table being repurposed as a benchtop, the kitchen is a great example of green living done well. **HD** *kbdi.org.au*







TWISTING THE **TIMELESS**

Create a kitchen you'll love forever

Photography Art Department Creative

Drawing inspiration from time-honoured white marbles, the traditional Neolith Estatuario has been transformed into a contemporary classic that is redefining the way architects think about shapes and spaces.

Crafted by Hastings Design, this elegant kitchen is a statement in sophistication. Neolith Estatuario's pure-white background effortlessly highlights the warm, raw tones of the timber, while the combination of thick and subtle veins provides an elegant and fresh aura that engulfs the entire space.

The perfect symmetry in this design is captivating, while the elaborate edge and three layers within the benchtop are truly mesmerising. Highlighted by the strategic light fittings, this contemporary kitchen is a profound twist on a timeless kitchen design. View the entire Neolith range at *neolith.com.au* **HD**



INTRODUCING INNOVA'S LATEST RANGE OF PRODUCTS AND COLOURED FINISHES



innova®

LUXURY · INNOVATION · STYLE

Bestlink International 56 Latitude Blvd, Thomastown VIC 3074 | 197 Coventry St, South Melbourne VIC 3205
Tel: 03 9465 4386 | www.bestlink.com.au | info@bestlink.com.au



KITCHEN **INDULGENCE**

Adding little touches of luxury can go a long way to attaining kitchen perfection. Think products, appliances and furniture pieces in indulgent copper, majestic gold, sleek black and glass finishes. Magnifique!

Words Nishi Amaratunga

1/ Copper and black coffee cups. ***audenza.com***
2/ Barista & Co coffee accessories in copper. ***thedesigngiftshop.com***
3/ Russel bar chair. ***essentialhome.eu***
4 & 5/ Morphy Richards Accents kettle and toaster in black and rose gold. ***morphyrichards.com.au***
6/ Handmade Ships decanter. ***annabeljames.co.uk***
7/ Collins bar chair. ***essentialhome.eu***
8/ Enamelled coaster/trinket plate. ***amalfihomewares.com.au***
9/ Hugs & Kisses glass set. ***idecorateshop.com***
10/ Handmade ceramic blue bowl. ***gaelleledoledec.etsy.com***
11/ Oil and vinegar carafe. ***zanui.com.au***

Planning a new kitchen?

A new kitchen is a big investment, and your new space should be as practical as it is pretty.

You should feel confident that the person designing your new kitchen:

- ☑ is aware of the innovative hardware available, and will advise on systems most appropriate – for you and your budget
- ☑ is knowledgeable about the practicalities (or otherwise) of surfaces and materials and
- ☑ understands Australian Codes and Standards, and is committed to 'best practice' design.

Active Members of KBDi can tick all of these boxes: their investment in industry associations is evidence of their commitment to their profession and ongoing learning. With access to a range of design and business resources, KBDi Members will offer you great design, good business and peace of mind. Ask your designer if he or she is a KBDi Member, or find a KBDi designer near you at www.kbdi.org.au.



Kitchen designed by
Tania Kloester CKD Au, TK Design (SA)
KBDi Australian Certified Designer of the Year (HC) 2018

The Kitchen and Bathroom Designers Institute of Australia
is proudly supported by the following sponsors and industry partners:

DIAMOND SPONSOR: Laminex
DIAMOND SPONSOR: LINCOLN SENTRY
GOLD SPONSOR: abey
GOLD SPONSOR: blum
GOLD SPONSOR: schweigen
INSURANCE PARTNER: Cabinet Makers Insurance Brokers
EDUCATION PARTNER: dta
TRAINING PARTNER: REDMAN TRAINING & DEVELOPMENT
MEDIA PARTNER: kitchens&bathrooms
SILVER SPONSOR: ALBEDOR INDUSTRIES
SILVER SPONSOR: AUSTARON SURFACES
SILVER SPONSOR: e&s
SILVER SPONSOR: GUNNERSEN
SILVER SPONSOR: HÄFELE
SILVER SPONSOR: The Kitchen&Bathroom Build
SILVER SPONSOR: Hettich
SILVER SPONSOR: multitap
SILVER SPONSOR: PYTHA
SILVER SPONSOR: TALOSTONE
SILVER SPONSOR: tldkitchens.com
SILVER SPONSOR: Winning appliances
SILVER SPONSOR: VAUTH SAGEL
INDUSTRY PARTNER: employsure
INDUSTRY PARTNER: BUILD
INDUSTRY PARTNER: Sydney AWISA
INDUSTRY PARTNER
INDUSTRY PARTNER: eea
INDUSTRY PARTNER: DESIGN BUILD
CHAPTER SPONSOR (SA)

AUSTRALIA'S FINEST
Kitchen & Bathroom Designers Institute
KBDi
kbdi.org.au

Reve cast-iron freestanding bath. *kohler.com.au*

BATHROOM **BLISS**

Fresh colours, straight-profile tapware, smart shower products, innovative tiles and new-look finishes are just some of the movers and shakers for bathrooms in 2019

Words Carrol Baker

Dummy



Issy Halo III. ***reece.com.au***



Grohe smart control. ***reece.com.au***

Mizu Stream basin mixer
in matt black. ***reece.com.au***





Cabrits bath.
vandabaths.com/aus/australasia/

Bathroom designers are going back to the drawing board and recreating luxurious spaces you'll want to spend more time in. From Nordic to neo-classical, beachy to boho, minimalist to monochrome, contemporary bathrooms are an oasis of cool comfort, with heated towel rails and plush towels, showers that massage and freestanding baths for a luxurious soak.

Decades ago, bathrooms were where busy family members would rush in and out of, taking turns to do what they needed to before their busy day began. Most contemporary homes today have two or more bathrooms, plus an ensuite and powder room. Modern bathrooms are embracing matt textures, monochrome looks, 3D tiles and cutting-edge technology.

Whether your preferred look is palatial or pared back, never before has there been so much freedom to create your bathroom your way. There are not only designer styles to suit, but a plethora of choices in vanities, baths, shower screens, tapware, tiles and more.

Before you plan your bathroom renovation, think about what you'd like to use the space for. Does the idea of a generous bathtub top your wish list or is it a roomy shower you're after? Do you like dual vanities or is one sufficient? Will a one-drawer wall-hung vanity do the trick or do you need multiple drawers?

Aim to be flexible where your preferences can't be accommodated, but doing your research is key. With a vast variety of products on the market, in a dizzying array of shapes, sizes and styles, you may find that with just a little nip and tuck here and there, your dream bathroom could become a reality.

SO, WHAT'S NEW IN BATHROOMS?

The Aussie bathroom has changed a lot over the last few decades. Daniela Santilli, bathroom marketing leader from Reece, says in the past, it was all about functionality, the practical aspects of the space. That slowly began to change when consumers wanted their bathrooms to look good — in other words, to have a pleasing visual amenity.

Looks matter

"Asthetics and good design have become important, it's now more than just functionality," Daniela says. "In the last decade, the bathroom has gone one step further. Not only have they become more luxurious, but they also offer more of an emotional experience."

Shower power

Technology has changed the way we shower. "Modern technology allows you to use less water but have greater return in terms of water flow. You have rain showers, twin rain showers, body jets — it's now about water therapy, something you'd only have in a day spa in the past," Daniela says. "Technology has revolutionised the showering experience so not only are you using less water, you're getting different forms of water flow."

Tapware to tantalise

Whether it's brushed metallics or muted tones, tapware is going on the straight and narrow. The straight-profile look is often teamed with square shower heads and square recesses in showers.

Rimless toilet technology

Rimless technology is set to become the new standard for toilet suites, predicts Daniela. "There's a single flushing point from the back of the pan — from a hygiene and cleaning perspective, it really is superior," Daniela explains. Smart toilets, like the Roca Inspira In-Wash smart toilet, feature wash and drying functions, with temperature and positioning adjustment controls, among other features. Some also include night lights.

Powder rooms

Design cues and aesthetics come to the fore in the powder room. It's a place where there is just that little bit more luxury. "We see it as a reflection of the pride homeowners have in their home or the lifestyle they lead," Daniela says. "Homeowners might upgrade the basin, tapware and toilet suite, so it's the latest look, and add in a feature mirror and pendant."

What's going to give you the most bang for your buck when doing a bathroom reno?

If you're making over the family bathroom and you want to cut costs, don't change your plumbing. There are a number of products you can upgrade to make your bathroom more contemporary and improve your showering experience. You also need to take into account who makes up your family — young children, teenagers, adults? And decide what the feature area is going to be. "If you are upgrading the bath, you'll probably have a bath in a bath hob," Daniela says. "Nowadays, to really make a statement in the bathroom, a freestanding bath is a must-have from an aesthetics and style point of view."

Onis white bath.
ashtonandbentley.co.uk

GREEN **SCENE**

Connecting with nature invites a soothing sense of calm. Even a small plant can make a big impact in the bathroom. Choose a pot to accessorise and introduce a splash of colour. Research shows indoor plants are good for your health. They regulate humidity and absorb pollutants. Choose the right plant for your bathroom, those that will thrive in moist environments and are suited to the light levels in the room. Position plants where they won't get splashed by soaps or bathroom cleaners.



Abrazo bath.
kohler.com.au



Orion freestanding bath.
decina.com.au

VIEW FROM THE TUB

Imagine the pure bliss of a luxurious soak in the tub while you're surrounded by a seascape or leafy backdrop. A beautiful bathtub with a glorious view is the ultimate in indulgence. Whether it's a luxury apartment or a freestanding home, the positioning of a bathroom to maximise available views is often high on the agenda of many homeowners. Making the most of warm natural light pouring into the space, as well as views, is simply good design. To increase the sense of connectivity to nature, open up the space with generous bifold windows and screen for privacy from neighbours with advanced trees or vines that trail over the screens.

Who would have thought bathtubs would morph into so many delightful shapes? Rectangular, square, oval, egg, slipper and more, many contemporary tubs have organic curves to emulate nature. To complete the look of your oasis, choose quality tapware.

OUTDOOR BATHROOMS

Taking it one step further, an outdoor bathroom connects you to nature. Whether your vision is to create a day-spa-like space that's all about casual comfort and relaxation, an outdoor shower for a rinse off after a day in the garden, or an alfresco bathroom complete with a spa, warm rainwater shower and freestanding tub, it's possible to create a beautiful private outdoor area.

Keep in mind the proximity to existing plumbing — the further away the outdoor bathroom is to the home, the more work involved in plumbing. When sourcing bathroom products, choose those that are fit for purpose to protect your investment from exposure to the elements. Marine-grade stainless-steel showers will withstand the rigours of outdoor use. Standard acrylic tubs are best kept indoors; for outdoor use, robust copper and steel bathtubs, and composite stone baths, are more suitable.



Izzy Halo I. ***reece.com.au***



Elisi freestanding 14-jet spa bath. ***decina.com.au***



Timeless Amani grey tiles. ***beaumont.com.au***

WHAT'S NEW IN BATHROOM TILES?
In the past, bathroom tiles were designed primarily for function. They had to be slip-resistant, durable and able to withstand constant exposure to wet environments. But things have changed dramatically. Today, tiles are a feature in contemporary bathrooms, often tying the whole look together to create a beautiful space.

Vanessa Thompson, strategic designer at Beaumont Tiles, says when making that all-important decision, loving the tile you choose is the best way to start. "Pick something that makes you smile every time you see it and be proud of your choice. Your bathroom is your sanctuary; ensure that what you pick is something you genuinely adore. If you fall in love with a tile, or style, but are unsure of how it will look once installed, there are a lot of tools out there to help," she adds. "Beaumont has a nifty one called Scan and Play Visualiser, where you can see what your dream tile will look like on a huge screen once installed. It's a really powerful tool."

Is it better to have one style of tile or several, including feature tiles?
"The only thing you need to keep in mind is making sure the different sizes are in proportion and work together," says Vanessa. "It's important for tiles to line up and not look disjointed. Mood boards are a great tool for this. If you want to combine tiles, tiled feature walls and niches are a creative way to add pattern, colour or texture in your bathroom. Match them to your accessories or bathroomware."

What tile styles are on trend now?
"Terrazzo, subway, marble and concrete looks. Each of these has been gaining momentum in popularity over the past 12 months and will continue to grow in 2019," says Vanessa.

"*Subway:* They're incredibly versatile and can be laid in a variety of ways, which has only added to their appeal. Herringbone for a Scandinavian look, stacked for a modern-contemporary feel, or crosshatch for a coastal-chic or classic-traditional vibe.

"*Marble:* In all shapes and sizes, marble is a must-have for a splashback or bathroom right now. Herringbone and fan mosaic feature walls and splashbacks are the most popular ways you'll be seeing this style shine. It also ties into the organic trend, celebrating naturally occurring variation in tiles as opposed to correcting or covering it.

"*Concrete:* The architecturally driven look of raw and natural materials is a strong force in design right now. There is a new wave of refined industrial-looking concrete tiles with a lot more design detail and variation thanks to the evolution of ceramic digital printers.

"Moving into 2019, you'll be seeing more worn and weathered looks that will include finer aged-mark detailing and scratches, injecting depth and character into the popular industrial style. Greige is the new colour buzz word and you'll be seeing more of it, adding warmth to the industrial trend and a certain softness to such hard materials." **HD**



1



2



3



4



5

6



7

TOILETS WITH **PANACHE**

The humble loo has an interesting history that started with the Greeks in 1700 BC. According to theBritish Association of Urological Surgeons, the Greeks used large earthenware pans connected to a flushing water supply. By 315 AD, Rome had 144 public toilets and treated a trip to the toilet as a social gathering.

As for the modern concept of the flushing toilet, it's often credited to a man called Thomas Crapper, but the honour really goes to Sir John Harrington in 1592. More than 500 years later, thankfully, a lot has changed.

1/ Pura toilet suite. ***astrawalker.com.au***
2/ Danza BTW. ***acsbathrooms.com.au***
3/ Veil wall-hung Intelligent toilet. ***kohler.com.au***
4/ Danza Loto. ***acsbathrooms.com.au***
5/ Cube wall-faced bidette. caroma.com.au
6/ Panache wall-faced toilet. ***kohler.com.au***
7/ Urbane wall-faced Invisi II toilet suite. ***caroma.com.au***

UNDERFLOOR **HEATING**

‘ Invisible luxury’

Comfort Heat Australia is a leading supplier and installer of Hydronic and Electric floor heating systems, as well as designing more complicated hybrid systems incorporating pool heating, solar capture and radiators. As each project is unique, Comfort Heat designs each system to reflect the required outcome of the clients as well as taking into account each plan and location. The systems can be controlled manually or designed to be completely automatic. They can be zoned or operate as one system.

Ask your builder or architect today for an efficient heating system in your new home or renovation or visit -
www.comfortheat.com.au



intaflo Hydronics

REHAU

OJ ELECTRONICS

1300 13WARM
sales@comfortheat.com.au
www.comfortheat.com.au

ComfortHeat
Superior Floor Heating Systems

FEATURES



182 WINDOWS, DOORS & SKYLIGHTS
192 BEDROOMS
200 HOME TECH

CompleteHome

Inspiration room by room

Hundreds of images, ideas and information to get your home project done



OUTDOORS, POOLS & SPAS



KITCHENS & BATHROOMS



INTERIORS



NEW HOMES & RENOVATIONS



completehome.com.au

MORE THAN **WINDOW DRESSING**

Take a look at the latest in windows, doors and skylights

Words Carrol Baker

King Bill by Austin Maynard Architects. Photography by Derek Swalwell.
maynardarchitects.com



Customised solutions for your build.

At Paarhammer, we love what we do.

We manufacture energy efficient windows, doors, and facades for Australian conditions.

European design made in Australia since 1990, and tested to exceed Australian Standards.

Unique framing, sealing and patented German hardware combine to provide unparalleled security and strength, to give you energy savings of up to 84%, with no drafts and no noise.

Choose from the sophisticated *Architectural Timber Range*, low maintenance *Wood-Alu Range*, economical *Komfortline Timber Range,* and BAL-FZ compliant *Bushfire Safe Range*.

For more information call 03 5368 1999
or visit paarhammer.com.au



The right windows, doors and skylights can set the mood, provide privacy when needed and segregate spaces, as well as make a unique design statement.

MAKE AN ENTRANCE

An entry door can have a big impact on the look and feel of your home. After all, it's one of the first things people see when they approach your home. Internal doors connect and separate spaces so they are also important — not only from a functional point of view, but from an aesthetic one, too.

Internal doors shouldn't be an afterthought; it pays to consider what you might like for your home during the design phase of the building process. There are practical considerations, too. Will a standard opening method work for you or would pocket doors that slide into the wall be a better fit? This can save on the floor space you'd lose with a hinged format. Different internal doors in a home are also needed for different purposes. Internal doors provide privacy and a buffer from noise, as well as helping to climate-control zones within the home.

Doors also allow you to inject some of your personality and unique style into a space. Draw inspiration from the colours, textures and size of the rooms or spaces to which you'll be fitting doors.

Because doors are the first thing you see before entering a room, they set the style tone for what lies beyond. "From coastal to chic, great home design relies on a consistent theme across materials and colour choices, and doors are the perfect way to start your style story," says Athina Solomou, vice president of marketing and research and development at Corinthian Doors.

STYLE FILE

Kyal and Kara, husband-and-wife duo from TV series *The Block*, have renovated their bright and all-white coastal-style property in Long Jetty on the New South Wales Central Coast. "Our goal was to create a light-filled sanctuary that felt comfortable and inviting," explains Kara. "It's a real sanctuary but with plenty of space for entertaining." Upon entering the house, high ceilings, large glass windows and an open-plan living space flooded with natural light take centre stage.

"The first thing that strikes you about the renovation is the scale of the ceilings. At 3.6m high, they make a real statement," says Kyal. Complementing the look and feeling of the space is the use of oak floors, together with a soft white colour palette and Corinthian Moda internal doors throughout the interior.

"The Moda door is a long-time favourite of ours," says Kyal, adding they were drawn to the profile of the Moda collection. "The shape of the Moda doors adds an extra layer of detail that would otherwise be missed if we used a flat, standard-profile door."

Looking to extend the feeling of space in the bedrooms, Kyal and Kara chose Corinthian Moda doors fitted with barn-door hardware in a matt white finish for the walk-in wardrobes. These are a design highlight for Kyal and Kara as they wanted to maintain the clean lines of the walls but also create a feature with the sliding doors. "This is a great design element that emphasises the Shaker profile of the doors and creates a statement in itself," says Kara. "We're big believers in every detail being carefully considered — it's the details that create a unique and beautiful renovation."



Kyal and Kara's Long Jetty renovation. *corinthian.com.au*



Moda. *corinthian.com.au*

feature windows, doors & skylights



King Bill by Austin Maynard Architects. Photography by Derek Swalwell. *maynardarchitects.com*



Marvin French door by Architectural Windows & Doors Australia. *awda.com.au*





Image courtesy of *inglassdesign.com.au*



ENERGY CONSCIOUS

In the past windows and doors have been the weakest link in a home, allowing cold and heat to enter. Not true with award winning Paarhammer windows and doors, made in Australia since 1990. Paarhammer products are constructed with a unique framing design, multi-level seals and secure multi-point locking system. Combined with double or triple glazing these windows, doors and sliding doors provide the highest energy efficiency to the home owner. *paarhammer.com.au*





Walker House by Austin Maynard Architects. Photography by Fraser Marsden. *maynardarchitects.com*



Siteline. ***stegbar.com.au***

POPULAR WINDOW STYLES

Your window to the world is available in a plethora of shapes and sizes, as well as traditional sliding windows. There are many different styles, including:

- ***Bifold windows*** — these consist of several panels that open; the panels concertina to one side or they fold in several parts.
- ***Bay windows*** — a distinctive polygon-shaped window that is a design feature.
- ***Casement windows*** — these swing outwards like a door.
- ***Awning windows*** — these are hinged at the top and swing out from the bottom to open.
- ***Hopper windows*** — these are hinged at the bottom and swing out from the top to open.
- ***Double-hung windows*** — these open from either the top, the bottom or both.
- ***Louvred windows*** — these are generally slatted horizontally to allow cooling breezes to flow through.

SHAPESHIFTER

Want a picture window to frame a glorious view? What about a circular window as an architectural feature, or a cathedral window to complement a soaring roofline? There are endless possibilities, from arched, triangular and bow to pentagonal, octagonal, corner windows and more. Curious window shapes are beautiful, distinctive and unique. According to Paul Kilburn from Architectural Windows & Doors Australia, there are plenty of good reasons to consider adding a bespoke window to your home. "It's an architectural point of difference — it gives a home character," he says. And with advances in technology, windows can be crafted into virtually any design, shape or size, continues Paul.

He says once people discover what a unique aspect custom windows bring to a home, there's no going back. "We do have repeat customers, that's for sure," he adds.

Unusual- or custom-shaped windows don't necessarily need to be fixed, either. This means that you have a window that not only looks fabulous and lets in light, it also allows cool summer breezes to flow through. The good news is that installing a custom window isn't a complicated process. "It's the same installation procedure as other windows, but the end result is a window that is individual and unashamedly unique," says Paul.

PEOPLE IN GLASS HOUSES

Glass can be art, and with distinctive designs and etched styles, it's possible to create an artwork that is one of a kind. An etched-glass panel, window or door is a focal point, a conversation piece that can be matched to any style of home. Adam Watts, designer and owner of In Glass Design, says etched glass can be customised to anything you envision and it offers good light through windows, shower screens and doors.

"Etched glass is a stunning design feature; the sandblasting finish lets light through the substrate of the glass itself and diffuses the light. This creates



Walker House by Austin Maynard Architects. Photography by Fraser Marsden. *maynardarchitects.com*



Kyal and Kara's Long Jetty renovation. *corinthian.com.au*



Skylight. *atlite.com.au*

a softness, a gentle glow, without compromising the lighting in the space," he explains.

Adam says you can choose a design to suit all requirements. "Some designs are more see-through than others," he explains. "You can pick a style that suits your home and privacy needs." The process involves working out the design; it's done by computer and is then put on a template or a film, transferred to the glass and sandblasted. Adam says the final result is not only beautiful, but also subtle. "It takes on the colours and hues that are around it — it doesn't take over a building or interior space. It's essentially neutral," he explains.

Adam adds that the best environment for sandblasted glass is one in which there is light behind it and you are viewing it from the other side — the sandblasting will stand out more.

A LIGHT IN THE SKY

A skylight helps to balance light in a room and invite in natural daylight. Skylights can also be installed as an architectural or design feature in a space and, according to Your Home, Australia's guide to environmentally sustainable homes, a skylight can emit more than three times as much light as a vertical window of the same size, distributing it evenly, saving energy and improving your visual comfort levels.

Skylights are often positioned in the middle of a room, but not always. Generally, a skylight will be located so the right level of light for comfort enters the space. And it doesn't matter what size your room is — in smaller spaces, a skylight can open up the area, not only allowing in natural light, but making the space appear larger.

CUTTING-EDGE PRODUCTS

Christine Evans, director of marketing at Stegbar, says the company's Siteline composite windows effortlessly merge the beauty and warmth of cedar on the inside with the durability and practicality of aluminium on the outside.

"The advantage of using Siteline is that the homeowner can paint or stain the interior to match the home's colour palette," she says. "Siteline also provides excellent thermal efficiency, while the exterior aluminium is durable and requires hardly any maintenance" **HD**

TOP OF **THE LINE**

Go bold with your windows and doors

Few things can bring life into a room as much as natural light and open space. Increasingly, we are seeing homes that offer open floor plans where one space flows into the next and kitchen and entertaining areas become one. Gone are the days of closed doors and disjointed spaces. Brought to you by Uptons, a family-owned and -run supplier of building materials, SHIELD's signature bifold doors and windows have the potential to transform a room and up its character and charm.

With little effort, windows and doors become a removable wall that creates flow and connectivity between two otherwise separate areas. Lightweight, durable and surprisingly affordable, SHIELD bifolds bring a touch of class and create a focal point that invites our interior spaces to become one with the outdoors. With outside entertaining such a big part of the Australian lifestyle, the idea of merging a kitchen with a courtyard or a pool area with a living room is made easier with this simple installation. The addition of these doors and windows also provides an aesthetic quality that creates mirrored and reflective surfaces, boosting kerbside appeal.

The range brings to the market a great variety of standard sizes and configurations, as well as a collection of custom sizes to suit individual needs and projects. Giving a fresh new feel to any home, SHIELD's bifolds are double-glazed and filled with argon gas, enhancing thermal benefits and saving on energy bills. Even if you're not about to launch into a home renovation, don't stop reading — these fantastic products are available for commercial spaces, too, providing natural light and wonderful character.

SHIELDS' doors and windows open up spaces to create a light-filled and seamless area, maximising the functionality of a home's entertainment space. Available in matt black, silver and white gloss aluminium, this wonderful addition to any renovation project or new home is available exclusively through Uptons stores.

See uptons.net.au for more information and an obligation-free quote. **HD**

Millennia linen.
sheridan.com.au

SWEET DREAMS

The contemporary bedroom is a place of rest, where you can spend time in solitude or with the one you love

Words Carrol Baker



Let's Go To Bed fitted or flat sheet.
morethanever.com.au



Monochrome kid's room.
Photography by
Lisa Cohen Photography.
norsu.com.au

If you've been thinking about revamping your bedroom, start by creating a mood board and gather colours, textures and looks that appeal to you. Don't rush. Decide on a colour scheme, then introduce splashes of colour with throws, cushions and artwork. Everything doesn't need to match or look like it came straight off a showroom floor; it's your space, so inject your personality into it with pieces that have meaning to you.

Enjoy the journey and take time to create the bedroom you've always wanted. Don't underestimate the impact of layering with rugs, throws and soft furnishings — in a bedroom, layering creates warmth, comfort and visual interest. Even if you are redoing your bedroom with a limited budget, splurge on a few items you love.

TIPS TO TAKE YOUR BEDROOM FROM DRAB TO FAB!

- There's nothing like the soft luxurious feel of quality linen. Pay attention to the thread count and buy the best you can afford.
- Consider storage options when redecorating. An ottoman at the bottom of the bed is a great place to store blankets, and many new bed styles have built-in storage underneath.
- Accent walls are making their mark in modern bedrooms, whether it's a feature painted wall or wallpaper.
- Mix up throw cushions on your bed with a range of styles, shapes and textures.
- Think about bedside tables; there is so much variety on offer, some with ample storage, others with none. Many can also be used in other rooms as side tables.
- Pay attention to height in a bedroom; you can place wall art lower than you would in other rooms because a lot of the time, you'll be horizonal while you're in that space.
- Aim for cosiness underfoot — like a soft rug for when you tumble out of bed.

Covet House bedroom.
covethouse.eu



Organic cotton sheet set.
moonlitsleep.com

Jean Nice bedrooms



Snakes, Ladders and Dice quilt cover.
indie.com.au



North Star Bebek blanket.
norsu.com.au

A WORD ON LIGHTING

When styling your boudoir, one of the most important factors is lighting as it sets the mood or ambience in the space. Adjustable lighting in a bedroom is also important if it's a shared space — you might want to read while your partner sleeps. There are many stunning ways to illuminate your bedroom. A pair of pendants casts a beautiful glow over bedside tables. A freestanding lamp adds an elegant style element and just enough light over a cosy armchair to read by. Opt for a bit of luxury with a sparkling chandelier, or invest in a designer light fitting that doubles as art.

CHILDS PLAY

When designing and styling a child's bedroom, there are a many facets to consider. It's all about integrating practicality, fun, versatility and longevity into a single space.

Belinda Kurtz from Petite Interior Co says when planning a child's bedroom, it definitely pays to think ahead. "It's all about planning for the future as much as possible, so ideally the room should be flexible enough to allow your child to grow from toddler to young child to teen," she says. "Any piece that you can purchase and retain as the child grows is a wise investment."

Belinda advises creating a sophisticated, classic and neutral base to begin with. "You can do this with items like wallpaper, the bed and rugs, for example," she says. "Then layer on the final age-appropriate elements over the top. Say, for example a small boy loves superheros, use framed prints, a superhero throw or removable decals — items that are easily changed and relatively inexpensive to update."

"Think of it like layers on a cake. The sophisticated and neutral internal structure, then the outer layers — the fun, whimsical and age-appropriate touches that can be peeled back and changed when the time is right," she says.

IN THE ZONE

Before designing and styling a room, consider how the child uses the space. Ask yourself: what does my child like to do? Do they have sleepovers with friends? Cousins who come to stay? "Sometimes bunks work well, or a large bed," says Belinda. "We often recommend twin beds side by side if there is room as that looks physically striking."

There needs to be three zones in a child's room: a sleeping zone, a relaxing zone and a play or work zone. "Children's bedrooms need to not only be beautiful, but also practical and multifunctional," adds Belinda.





Taya white quilt cover.
lorrainelea.com

IS STORAGE AN ISSUE IN YOUR CHILD'S ROOM?

One of the challenges for virtually any parent is keeping a child's room tidy. Many look as if a hurricane has torn through it! The trick, says Belinda, is to divide stuff into three categories. First, what are the items that need to be on display? Second, what are the items that need to be within easy reach but can be put away? Finally, which items can be put into longer-term storage, such as at the top of a cupboard? They're still accessible but aren't played with all the time.

"As an example, the child might have beautiful shelving where they display their most prized toys or possessions to keep clutter to a minimum. This makes a feature out of what the child wants on display," says Belinda.

"The second option is what I call 'accessible but concealed storage' — a bench seat with storage underneath so the child can pack up all their toys at the end of the day. The third could be big tubs in a cupboard up high that can still be accessed if needed. If you've gone through and sorted out the three storage spaces and there are things that don't fit, they are probably items that need to be moved on, put into a playroom or given away."

Once you've organised storage and cleared the clutter, you'll find it's easier for the child to take care of their room. They know where things are and they know where they need to be put away.

TALKING TEENS

When a child reaches their teenage years, they'll want a lot of input into the design and style of their bedroom. Belinda says listening to your teen is a great way to start. "Once you've heard them, present options that are palatable to you both," she suggests. "If your child wants a black bedroom, for example, think about how you can break it up — with rose gold or teal? How can you compromise? Teens also don't need tubs for toy storage, but they might need more space for shoes or bags.With a teenage room, kick it up a notch in terms of sophistication. It's almost like a mini master bedroom."

Teens usually like more mementos, photographs of their friends, trophies and other things on display. Large pinboards are also a good idea for a teen's room, adds Belinda.

Designing a child's room can be an enjoyable process, but there are a lot of decisions to be made. With so many resources available, DIY is one option. However, if you'd like professional advice, Belinda suggests putting yourself in the hands of design professionals who can offer guidance and support.



Giraffe lamp. *audenza.com*

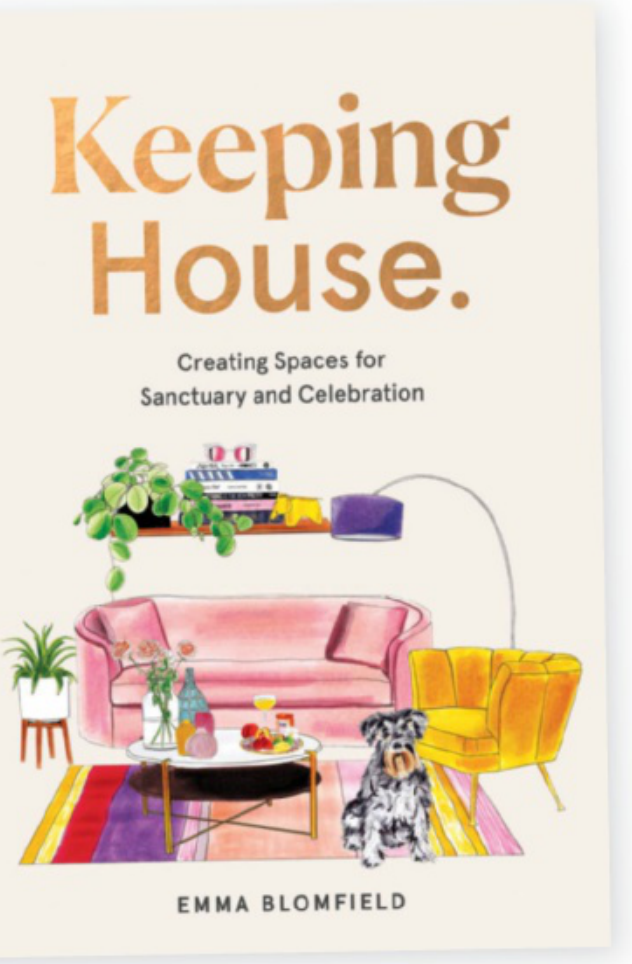

Keeping House, $29.99.
hardiegrant.com/au

BE MY GUEST

A guest bedroom should be warm and welcoming, a place where your guests can relax and unwind. It's all about comfort — sumptuous linens, plump pillows, a textured throw and a comfortable bed. We spoke with author and designer Emma Blomfield to discover how to create a cosy guest bedroom.

What are the most important elements? "Beautiful linen is key, a doona, throw rug and cushions to add colour, comfortable sleeping pillows and artworks on the wall introduce colour and finish off the space," says Emma. "Also, add a bedside table or two if there's room, a scented candle and a lamp, so guests can relax and read in bed if they choose. Don't forget that decorating a guest bedroom gives you the opportunity to get creative and have fun with styles, colours and different looks."

What colour palettes work well? "Cool colours like teal or sage if you prefer more pastel hues. Mix in some soft pinks and possibly some yellows," she says. "I'd probably avoid red, purple or anything too bold for a guest bedroom. For linen, white works well and introduce your accent colours through cushions and throws. If there are floorboards, put a rug down that includes similar colours used in the room."

Emma adds that one of the greatest gifts you can give your guests is a "go with the flow" attitude. "If you feel stressed, they will too," she says. Some more of her tips to make guests feel comfortable include:

- Always have the guest bed made up and ready for last-minute guests.
- Have a bottle of water, fresh flowers, tissues and a note with the Wi-Fi password by the bed for when guests arrive.
- Make sure there's a fluffy towel and face washer on the bed so guests don't have to ask for them.
- Clear some space in the wardrobe and add a few hangers if guests are staying for a few days. **HD**



Otway bed by Justin Hutchinson for Kett featuring IN THE SAC bed linen. ***coshliving.com.au***

BEDSIDE TABLES

The right bedside table can make a design statement, provide space for things you might need at night and showcase decorative items. There's a diverse array of styles available and materials to match, including glass, timber, composite products, metal and more. Smart bedside table shopping is all about keeping the style you want in mind and balancing that with other elements for functionality as well as aesthetics. Make sure you know the size of your space and how much room you have beside the bed before you go shopping.



Hanna mango wood bedside table.
mattblatt.com.au



Percy bedside table.
zanui.com.au



Pia bone-inlay bedside table.
mattblatt.com.au



GlobeWest Taj floral side table.
globewest.com



Tara recycled wood and metal table.
schots.com.au



Quatrefoil side table.
frenchbedroomcompany.co.uk



Speedway stacked cabinet.
smithersofstamford.com

WE'VE COME **A LONG WAY...**

Smart home technology offers more than just convenience and comfort. It makes our homes and those within them more secure, it can save you money and can contribute to a cleaner, greener planet

Words Carrol Baker

Wiz lighting. *wiz.world*

Hill House by Austin Maynard Architects. Photography by Peter Bennetts. *maynardarchitects.com*



Hill House by Austin Maynard Architects. Photography by Peter Bennetts. *maynardarchitects.com*



Kaldewei Cono bath with multipoint. *justbathroomware.com.au*



Home theatre. *lifestylestore.com.au*

Automated processes often mean less stress and can give you more time to focus on doing the things you enjoy and being with the ones you love. Even if you aren't consciously attuned to the rapidly emerging proliferation of smart technology in homes, it's here. Just take a moment to consider how many devices you have in your household: smartphones, tablets, televisions, laptops, computers and more.

WHAT'S HOT IN HOME TECHNOLOGY RIGHT NOW?

Smart lighting can program lights to come on before you arrive home or even while you are away on holiday so it appears as if someone is in the house. Some lights have motion sensors and features such as the Philips Hue Go, which has a multitude of colours and lighting effects.

Clever blind and awning automation allows you to control the natural light entering a room. You can operate a window covering via a remote control, sensor, tablet, smartphone or a home automation system. You can also set up systems to be linked to the seasons, time of day or the temperature.

Security systems have ramped up the technical wizardry with features such as fingerprint smart technology available to the homeowner. For example, Samsung has introduced the Smart Door Lock product. There's also facial-recognition software to keep homeowners safe.

Smart heating and cooling systems use timers, thermostats and sensors to allow optimum control over comfort levels in your home. You can turn them on before you arrive home so the house is cool or toasty warm. Movement sensors mean only the rooms that are used are heated or cooled, saving you money.

Charles House by Austin Maynard Architects. Photography by Peter Bennetts. *maynardarchitects.com*



SUPER-SMART HOMES

We spoke to Ben Lee from Lera Smart Home Solutions for a sneak peek at the things to come in the world of smart homes.

How can the concept of smart home technology change the way we live? You can monitor the home environment, change it to suit your needs and have it respond to your preferences even when you're not there. That offers a whole host of benefits to the residents and the environment, including improved security, greater energy efficiency and general peace of mind.

Importantly, the smart home also offers the opportunity to transform the lives of those who are elderly or have a disability, with the automation of tasks and the connectivity of the home allowing them greater independence.

How do a "smart home" and "Alexa", for example, differ from each other? Often, there's a misconception that your house becomes a smart home through individual devices and Alexa is a great example of this. Alexa is a voice assistant that is one of many that can be used within the smart home environment. In this case, Alexa is the "persona" housed within the Amazon Echo smart speaker. You can talk to her, she can access the internet and she can wirelessly communicate with other connected appliances in your home. But on her own, she does not make a home smart.

Similarly, a smart TV doesn't make your home smart, nor does a set of blinds that can be controlled through your smartphone.

Alexa and these other tools are just elements of the smart home ecosystem. A true smart home combines all these connected devices and a whole lot more under one simple system, so your home responds intuitively or on command. You can then operate that home with a voice assistant like Alexa, an app on your smart phone or via remote control.

In short, the sum of a smart home is greater than its parts or products. A genuine smart home allows an entire environment to transform in response to a time of day, at the push of a button or by voice command.

How do you operate the smart technology? You can program it to automatically respond to predetermined conditions, such as a time of the day. You can tell it to do things using your smartphone, remote or voice control, and you can set up entire scenes where a host of actions occur progressively or in isolation.

For example, you're about to leave work, using voice control, you tell the app on your phone you're

coming home. It takes note of your GPS location and commences the “coming home” routine. It kicks off temperature control and shuts the blinds. As you get closer, it turns on the driveway lights and warms the oven. When you approach the home, it opens the front gate, raises the garage door, illuminates the driveway and unlocks the house. And it all happens intuitively, without you lifting a finger.

What are some new and emerging technologies we can look forward to seeing in the future? Smart homes are becoming faster, more intuitive and increasingly automated each year, allowing us to control an even greater range of everyday tasks that simplify and improve our lives while offering us greater health benefits, increased energy efficiency and improved peace of mind.

Voice technology is also becoming more proficient, while the cost and variety of smart home devices is improving all the time. In short, smart homes are no longer a luxury — they’re becoming the expected norm.

Meanwhile, one of the most exciting trends we are currently witnessing in smart home technology is how it interacts with wearables such as smart watches. For example, based on your sleep patterns, the smart watch might know you usually start readying for bed at 9pm. It could interact with the home to start dimming the lights, closing the blinds and setting you up for optimum sleep. This potentially has huge ramifications for your health, wellbeing and comfort.



Controlling the home environment.
lifestylestore.com.au



iWatch Security.
lifestylestore.com.au



Brooks EIB166e photoelectric mains-powered smoke alarm.
brooks.com.au



Charles House by Austin Maynard Architects. Photography by Peter Bennetts.
maynardarchitects.com

Kitchen technology.
lifestylestore.com.au



Preparing to create a smart home.
lerasmarthomes.com.au



Image courtesy of
lifestylestore.com.au



Preparing to create a smart home.
lerasmarthomes.com.au

A NIGHT AT THE MOVIES

Imagine reclining back in a plush designer chair. As you sip a chilled drink, the lights dim and the block-out blinds slowly close automatically. Using your tablet or other device, you select a movie, then sit back and relax as the whole cinematic experience is enhanced by a state-of-the-art sound system, lighting and other features.

Vinod Christie-David from the Life Style Store says a true home theatre system is much more than just a TV and speakers. "It brings the big-screen movie experience into your home via a quality sound system designed to match that large, immersive picture," he says. "Over recent years, home theatre systems have developed at a rapid pace, with significant improvements in sound and picture quality. New technologies such as 4K, HDR and Atmos have made the home experience one which can often surpass that of your local movie theatre."

Vinod adds that to deliver the real cinema experience, a home theatre should also incorporate elements such as room acoustics, lighting, joinery and seating. Cinema seating can be configured in various ways to suit your room. Depending on the product you select, there are also various colour choices available and different finishes, Vinod explains. Some seating options also feature electric recline mechanisms or even massage functions.

"Life Style Store specialises in delivering premium home theatre systems at a budget to suit your needs," adds Vinod. "We have systems on demonstration in store ranging from just under $10,000 to over $500,000, featuring specialist home theatre speaker brands including Paradigm, Klipsch, PMC, Dynaudio, Martin Logan and more."

THE KITCHEN OF THE FUTURE

Movies and children's cartoons have been portraying futuristic kitchen concepts for decades. Mouth-watering gourmet meals morph out of a dispenser and robotic helping hands in the kitchen mean homeowners barely need to lift a finger.

Whirlpool has developed an "interactive kitchen of the future" concept with a super-savvy splashback and cooktop. You can be offered meal plans based on what's in the fridge and pantry, with wine recommendations to accompany the dish. The sensors on the cooktop automatically cook meals to perfection and the splashback is your virtual assistant, letting you know what appointments you have for the day. It syncs to your kid's bedroom camera, so you can see what they're up to when they should be getting ready for school.

The kitchen of the future will become an integral part of the home, anticipating behaviour patterns and routines so the appliances can adapt to them. Now that's super smart.

WORKING HAND IN HAND

No longer just the domain of technology lovers and the uber wealthy, smart home automation is rapidly becoming part of the package in home designing and building. Several architects and home automation design consultants are now working together to bring smart home technology to many new builds.

During the design and development phase, home technology professionals, designers and builders should work together to ensure the home is ready for current technologies already available, and that it has the necessary capability to take on board new and expanding technology requirements into the future.

SMART SMOKE ALARMS

There's more to smart homes than automated processes. New technologies such as clever smoke alarms are keeping us safer. Brooks Australia offers a range of smoke, heat and carbon monoxide alarms to protect you and your loved ones from a fire or gas leak in your home. Photoelectric smoke alarms are best for detecting slow, smouldering fires that would typically occur in a modern-day home. They are less susceptible to false/nuisance alarms.

Brooks' alarms are designed and manufactured in Europe and every alarm is tested multiple times before leaving the factory. The company is 100 per cent Australian owned and all its photoelectric smoke alarms are approved to Australian Standard AS 3786-2014.

Brooks is committed to offering the highest-quality smoke alarms designed to provide the most reliable, life-saving detection. **HD**

OUTDOOR LIVING



210 OUTDOOR RETREAT
214 NO FUSS



FURNITURE | HOMEWARES | LIFESTYLE

NOEL BROWN
0413 127 890 | noelbrown@bioscapes.com.au
www.bioscapes.com.au

@BioscapesLandscapeDesign BioscapesLandscapeDesign

bio styling

bio SCAPES

outdoor living stylish space



OUTDOOR RETREAT

This outdoor space provides a stylish place to lounge, entertain and enjoy the warm weather. It comes as no surprise that this house is the winner of myriad Landscape Qld awards, including 2015 Best Residential Project, 2015 Highly Commended Special Features for the viewing deck, and 2016 Queensland Master Builders for the Outdoor Living Award.

The expansive outdoor space in this Queensland home is just dreamy. When renovating their 120-year-old Teneriffe home, owners John and Jane knew the one area that had to be changed was the backyard. A rugged cliff face took up the majority of it and consequently the space was underused. The owners enlisted the help of Gold Coast-based landscape designer Noel Brown from Bioscapes to build their forever backyard and the result is one that delights the owners and welcomes visitors for long afternoons spent basking in the sun.

The Davidson Terrace project takes full advantage of the exquisite locale. With 21 years' experience designing impressive outdoor spaces, Noel cultivates an overall coherence in his approach that makes him one of the best in the business. The landscape designer takes pride in his craft, drawing a preliminary concept design some two years prior to construction, starting and completing 15 visits to the site to discuss the details in depth with his client. The major challenge of the operation was to clear away the rough dirt wall by hand and then to manually carry 37 tonnes of material up the mountain — steel, timber, concrete sleepers, soil. The end result is an outdoor space that meets every expectation.


Before

outdoor living stylish space





As John and Jane are overseas a lot, they needed a garden that was low-maintenance, drought-tolerant, and could look after itself all year round. The luxurious pool may be the pool to end all pools. Lavishly tiled in a deep sapphire blue, it's surrounded by a modwood plastic composite deck (selected for its easy maintenance) that guarantees nothing but long, lazy poolside days and balmy nights.

The top viewing deck is a clear standout, boasting some of the most picturesque views of the Brisbane skyline. This was developed by Bioscapes' in-house stylist, who can provide furniture, colour schemes and much more for your next dream project. The low-maintenance design continues throughout with the selection of plants; hardy and architectural, they look stunning with little effort, and plant pots line the stairway up to the viewing deck. Frangipanis, dragon trees and aloe vera all make appearances, and the runaway lights embedded into the un-oiled ironbark stairs illuminate the space at night, making the area feel more like a dining room than a backyard.

This design by Bioscapes is an absolute stunner. It features unexpected touches throughout while still being cohesive and balanced at the same. It highlights Noel's talents in design, creativity and luxury landscaping. With Noel at the helm, Bioscapes listens carefully to their clients' needs, nurturing every project as if it were their own and taking great pride in exceeding their expectations.

A private paradise right in the heart of the city!

HD *bioscapes.com.au*

NO **FUSS**

This small, contemporary garden is a busy family's dream

Words Kate Wagner **Photography** Peta Anne North



For many of us struggling with hectic day-to-day lives, sustaining a high-maintenance garden is out of the question. While we would all love a backyard resplendent with roses and seasonal greenery, gardening doesn't always make its way to the top of our to-do lists.

The owners of this garden are no different, but that doesn't mean they were ready to concrete over the entire space. They wanted to reinvent the backyard into something they could use every day and link it with the interiors to create space for outdoor entertaining. This meant the designers at Lifespace Landscape Design had to remove the large retaining wall at the rear that suffocated the space, making the already low, narrow, sloping site even more closed off. The designers used the vertical space and impressive garden features to add depth and a sense of grandeur that would've been impossible in the existing narrow zone.

"Focal points such as the laser-cut screens add wow factor and support the climbers that grow on the shady south-facing boundary wall," says Lifespace director, Jenny Thomas. "Tiered garden beds, a sophisticated mix of materials and plantings and custom-made laser-cut screens are used to create a multidimensional alfresco area that is as much a focal point as it is a functional space."







ABOVE The spherical theme from inside is most obviously continued in the garden with the water feature
FAR LEFT Loose pebbles are an easy way to make a space more tactile and fun

The team steered clear of overpowering colours and let the shapes do the talking. "Inspiration was taken from the interior design, which features spherical motifs and a colour palette of neutrals, charcoal and lime green," says Jenny. This is most apparent in the huge, spherical water feature in the courtyard, although the theme continues subtly with the laser-cut metal screens patterned with interlocking circles. "These colours and shapes were replicated in the painted feature wall, charcoal powder-coated circular screens, eggshell pebble mulch,

Lush foliage perfectly complements the hardscaping

"The team steered clear of overpowering colours and let the shapes do the talking" – Jenny Thomas







This contemporary sculpture fits in perfectly with the theme

bluestone pavers and the alpine drystone wall," adds Jenny.

A continuing theme between the indoor and outdoor areas was vital for a cohesive space. This ensured the outdoor entertaining area felt like an extension of the other living spaces, rather than a detached, clunky add-on. The reason the two areas gel so well is that Lifespace was given the somewhat rare opportunity of working alongside the interior designer. "Working with the interior designer was a real treat as we could combine our talents and design all the spaces to relate to each other," says Jenny. "I had designed her garden, so she knew my work well. We were both involved early on in the project, which was fabulous, as plumbing, drainage, irrigation pre-lays, electrics, paving, painting etc could be coordinated and organised as required and not after the build was finished."

This also meant the backyard was designed taking into account the view from inside. "The water, feature wall and screen were placed in the semi-enclosed courtyard where few feature plants would grow. This provides a great view from inside, especially at night when lit up," says Jenny. "An added bonus is that water can be heard trickling from the living areas, adding another sensory dimension to the space."

With Western Australian coastal soils, scorching summer conditions, large areas of winter shade and sea breezes to take into consideration — all while ensuring the space remained low maintenance — foliage choices were crucial to creating the perfect backyard. "*Syzygium australe* 'Resilience' was used as a screening plant as it is very low maintenance and hedges easily," says Jenny. "Strappy foliage plants, such as *Lomandra longifolia* 'Tanika' and *Liriope muscari* 'Evergreen Giant' were used to soften plantings and are tolerant of sun and shade, while two *Magnolia grandiflora* 'Dwarf Magnolias' were planted into Serralunga feature pots to add another layer of green lushness. The evergreen climber *Cissus rhombifolia* 'Ellen Danica' was used on the boundary wall as it tolerates shade and does not drop leaf or flower. *Ophiopogon japonicus* 'Dwarf Mondo grass' was used to soften pavers and pebbles around the water feature."

With the front entry garden creating the first impression, the plant selection was equally as important. "*Lomandra longifolia* 'Tanika' was planted here. Two advanced *Lagerstroemia* 'Natchez' (crepe myrtle) deciduous trees were planted in the front lawn, with *Trachelospermum asiacticum* groundcover underneath," says Jenny.

The neutral palette and contrasting materials ensure this garden is contemporary and stylish, while still offering lush-green foliage and fascinating focal points that make this backyard the ultimate space for entertaining.

HD *lifespacedesign.com.au*



PRODUCT **REVIEW**

Great ideas and inspiring solutions

1/ CONCRETE FOR THE WIN

Concrete Resurfacing Systems offers a variety of services to help both residential and commercial clients. Whether you require protective epoxy flooring, polished concrete or designer concrete overlays, the company can provide the concrete treatment to achieve the finished look and function you want and need for a particular project. Some of the services include concrete grinding and concrete floor preparation, protective and industrial epoxy flooring, decorative concrete toppings and polished concrete flooring. With more than 15 years experience in the industry, Concrete Resurfacing Systems sources products from around the world to ensure the best systems and products are available to discerning homeowners. The showroom is located in Melbourne. *crsinfo.com.au*

2/ A STOOL THAT DEMANDS ATTENTION

If you have beautiful tiles and countertops in your kitchen, bar stools can also be impactful elements of the room. Enter the Time bar stool by Henrik Tengler. Featuring steel legs available in polished chrome or black lacquer, the beautiful design will make a statement and ensure your kitchen is the hottest in town. The seat pad with feature button can be upholstered in fabric or leather. The Time bar stool is available in two heights – 65.5cm and 75cm. *danishred.com.au*






3

3/ INVITE LIGHT INTO ANY SPACE

For a chic, timeless way to brighten and open up any home, think about incorporating sliding doors into your design and playing up the existing framework. Dowell's alfresco, sliding and bifold doors are durable and low maintenance, featuring easy-clean aluminium profiles. The doors completely transform a cramped room into a vast space that smoothly transitions to the outdoor living area. So what are you waiting for? Create a wall of windows with full-panel glass doors that offer sweeping outdoor views and flood your room with natural light. ***dowell.com.au***

BONUS

KITCHENS & BATHROOMS QUARTERLY ANNUAL EDITION

Get everything including the bathroom sink with this special offer



WHAT'S INSIDE:

THE APPLIANCE UPDATE
Explore our comprehensive guide to the hottest major appliances for your new kitchen or laundry

SUSTAINABLE SPACES
Create an eco-friendly home with 'green' products that make a world of difference

THE VERY BEST OF THE SUNSHINE STATE
Meet the talent behind the projects as we showcase some of Queensland's most desirable designers

THE SMALL APPLIANCE HOT LIST
We reveal the new small appliances that will make your life easier

TOTAL VALUE
$83.65

CALL 1300 303 414 OR VISIT UNIVERSALSHOP.COM.AU
and search HD216 to take up this offer now



6 ISSUES OF

Home Design magazine

RRP $71.70

PLUS

Kitchens & Bathrooms Quarterly Annual Edition #26.1

RRP $11.95

FOR ONLY $64.95

OFFER CODE: HD216
EXPIRES: 27th June 2019

home DESIGN

SUBSCRIPTION OPTIONS

☐ 12-month *Home Design* subscription plus *Kitchens & Bathrooms Quarterly Annual Edition #26.1*

FOR ONLY $64.95

MY DETAILS

MY PERSONAL DETAILS:

Mr/Mrs/Miss/Ms First name:

Surname:

Address:

Suburb: Postcode:

Daytime telephone: ( )

Email:

GIFT SUBSCRIPTION:

Mr/Mrs/Miss/Ms First name:

Surname:

Address:

Suburb: Postcode:

Daytime telephone: ( )

Email:

PAYMENT OPTIONS

Cheque/money order for AU$

(Please make cheques payable to Universal Magazines Pty Ltd)

Please charge my: ☐ American Express ☐ Diners ☐ MasterCard ☐ Visa

Card number:

Expiry date (must be included):

Cardholder's name:

Cardholder's signature:

SUBSCRIBING MADE EASY

1300 303 414
and quote the code HD216

universalshop.com.au
and enter code HD216

mailorder@umco.com.au

SEND COUPON NOW
Subscriptions Department,
Reply Paid 75687,
North Ryde NSW 1670

(02) 9805 0714

Subscriptions will commence with the first available issue. Existing subscriptions will simply be extended. Free gifts arrive separately to the magazine subscription and are sent as soon as possible. Free gift offers do not apply to subscribers currently on the Easy Payment Plan or those upgrading with the Early Bird offer. Offer open to Australian residents only. By subscribing you acknowledge that you understand that 'tip-ons' and gifts or bonus issues that may be available with non-subscriber copies of this magazine may not be provided to subscribers and is at the discretion of Universal Magazines Pty Ltd. The Promoter shall not be liable for any loss or damage which is suffered or sustained (including but not limited to, indirect or consequential loss) or for personal injury which is suffered or sustained as a result of taking part in this or any other gift offer. By subscribing, you consent to receive any direct marketing material including emails which inform the recipient of the Promoter's other publications, products, services or events and to receive promotional material from third parties. Please tick the box if you do NOT wish us to use this information for the purposes stated above ☐. Offer only available while stocks last, or until expiry date.

INDEX

AAA	225
Art Lovers Australia	146
Aspect	10
Bathe	31
Bestlink International	167
Bioscapes	209
Canvas Designer Homes	161
CDK Stone	39
Chazelles Fireplaces	20
Comfort Heat	178
Concrete Resurfacing Systems	16
Consentino	46
Cosh Living	OBC
Cotswold	29
Curious Art Bar	156
Danish Red	33
Design Initial	12
Designing Interiors	142
Di Henshall Interior Design	140
Dowell Windows & Doors	6
Earthborne by Design	138
KBDi	169
Matt Blatt	8
Milano Furniture	18
O'Shea & Sons	144
Oz Design Furniture	22
Paarhammer	185
PGT Reclaimed	37
Prestige Carpets	35
Resilift	IBC
Sovereign Interiors	IFC, 4
Splendour in Stone	63
The Interior Space	136
Thermofilm	27
The Woodworkers Company	14
Ultimate Kitchens & Bathrooms	41



Go inside some of Sydney's most interesting contemporary residential architecture with our popular Residential Bus Tours.

The Peekaboo House designed by Carter Williamson was one of the residences we visited in our Residential Bus Tour in December 2018. The architect of each house explained their design concepts, shared interesting stories of the design and construction processes while showing us through the spaces.

Subscribe to our e-Newsletter on our website and be amongst the first to know about future Residential Bus Tours!

residential bus tours

Australian Architecture Association

www.architecture.org.au

Photograph courtesy of Carter Williamson. Photographer: Brett Boardman

THINGS I LOVE

Wendy Rennie, colour and concept manager at Haymes Paint, knows a thing or two about colour. With a background in fine arts, she is an experienced colour stylist who has a creative flair and a passion for paint. Here, she shares with us her 10 favourite things

1

These nude tones are everywhere right now and work so well in bedding. They offer a versatile, relaxed feel, prefect for a simple, stylish bedroom. Pictured is the Inca quilt cover set in Pink Clay by Aura Home.



2

As a colour and concept manager, I have to include my favourite colour. For me, green is calming and invigorating. I use it in my home in almost every room to create a connection between indoors and out.





3

This pattern, texture and colour combination is my favourite. I love this rug design — the Cairo from Southwood Home.



4

When I'm at home, I always have a candle burning. I love the look and smell of them and I find the flickering flame very calming. Alchemy Produx candles are always presented beautifully and smell divine.



5

I love good towels. My bathroom is my sanctuary and the look and feel of soft, beautiful towels really helps to create an indulgent environment. Pictured is the Eclipse bath sheet in blush from Aura Home.



6

I love a good coffee (I'm from Melbourne, after all) and a beautiful mug is the best way to enjoy it. Pictured is the Organic mug in White Ochre by Robert Gordon.

7

Togo by Ligne Roset is my go-to couch. I have loved it since I first spotted it at Domo.



8

These pots from Ivy Muse are beautiful; their shape is somewhere between a vase and a pot plant, and the colour is everything! Not only do they look great, they also help your plants thrive.



9



My all-time favourite style of art is Japanese. The detail, composition, brushwork and use of colour are the ultimate in artwork. I don't own such a piece, but I have studied and adored it for as long as I can remember. Pictured is *Ajisai Sokei-zu* by Itō Jakuchū.

10



These beautiful Cinnamon trays from Lightly create the perfect setting for a candle, but can be used for just about anything around the home.

IMAGINE A LIFT IN YOUR HOME?

RESI LIFT™

• • • Australia's most affordable and compact residential elevator

from $27,000

- Add convenience, safety and value to your home
- Easily installed into existing and new homes
- Different sizes and colours available

1300 303 522
resilift.com.au